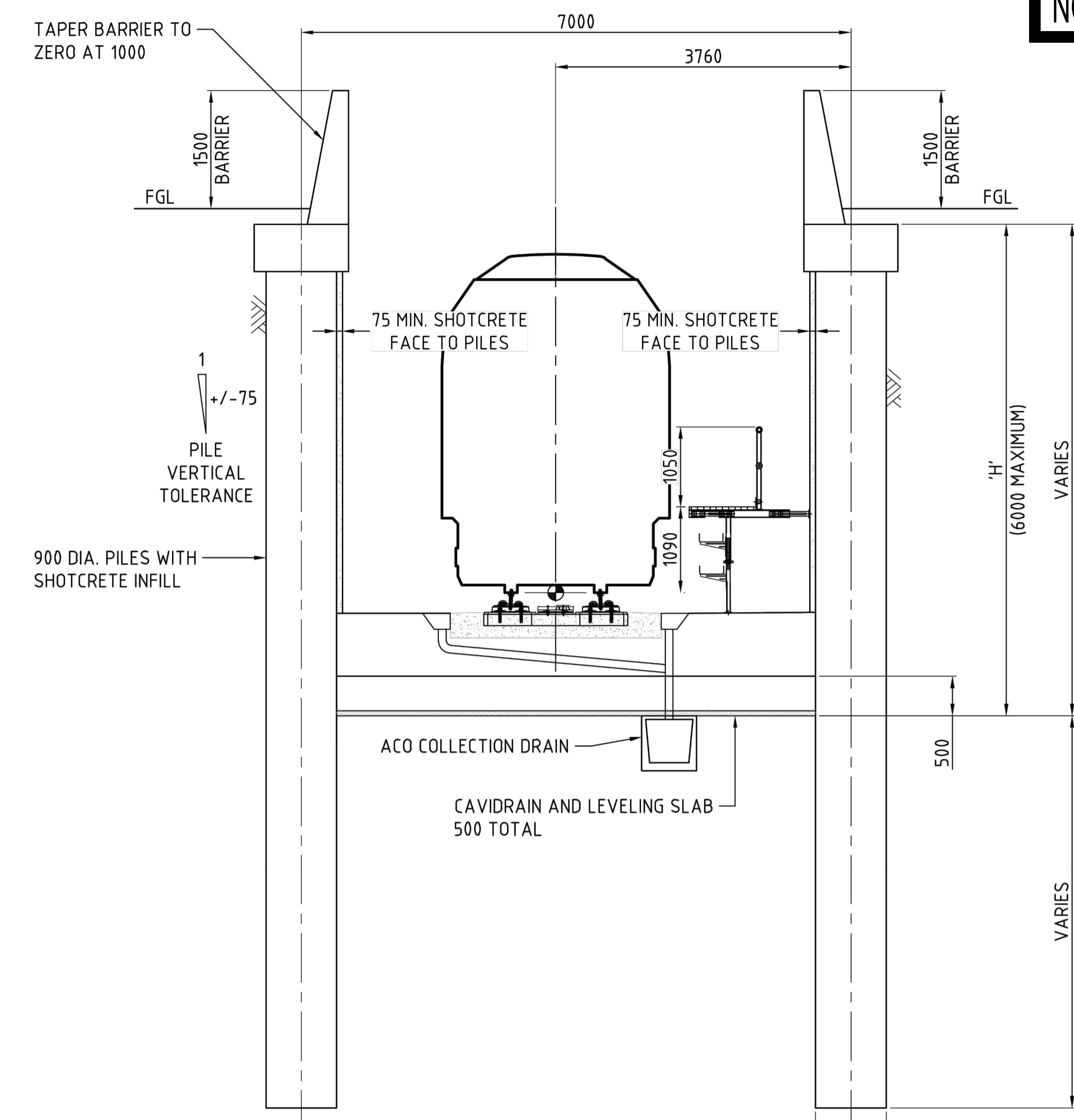
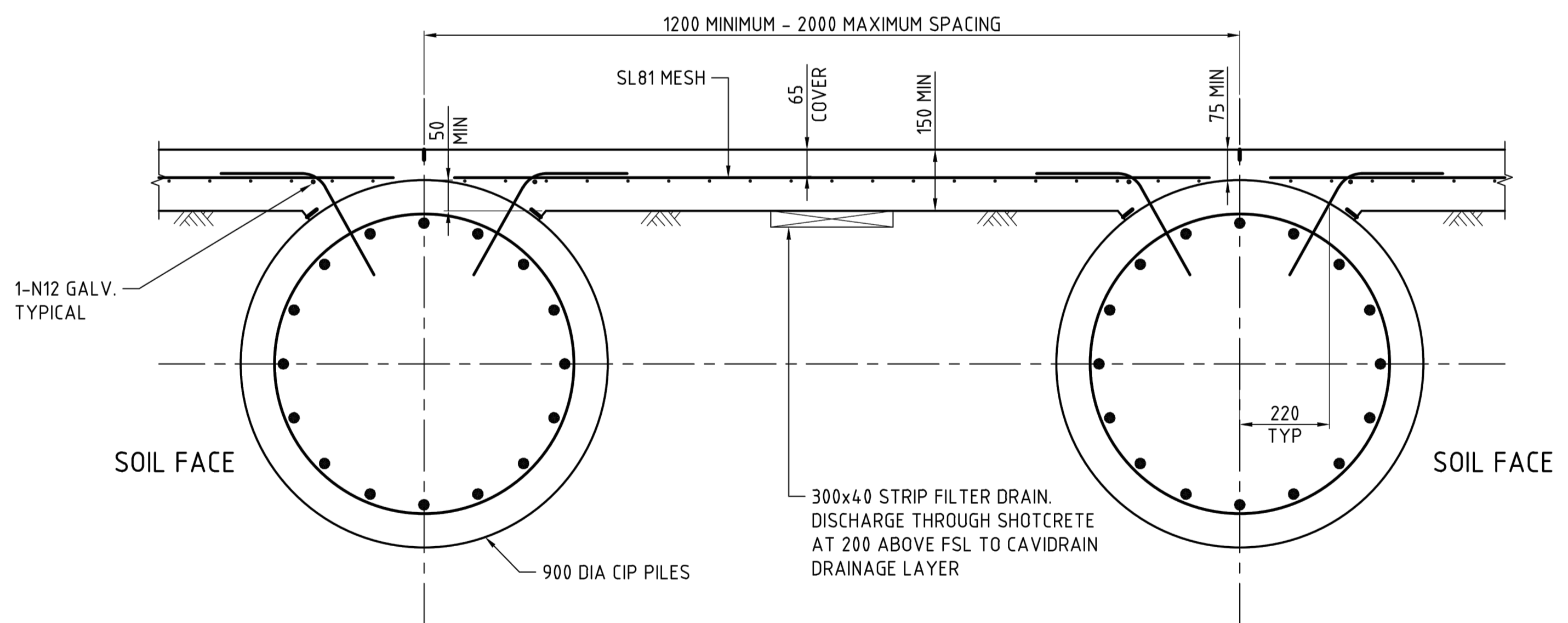


CUT AND COVER TYPICAL SECTION  
SCALE 1:50



OPEN TROUGH TYPICAL SECTION  
SCALE 1:50

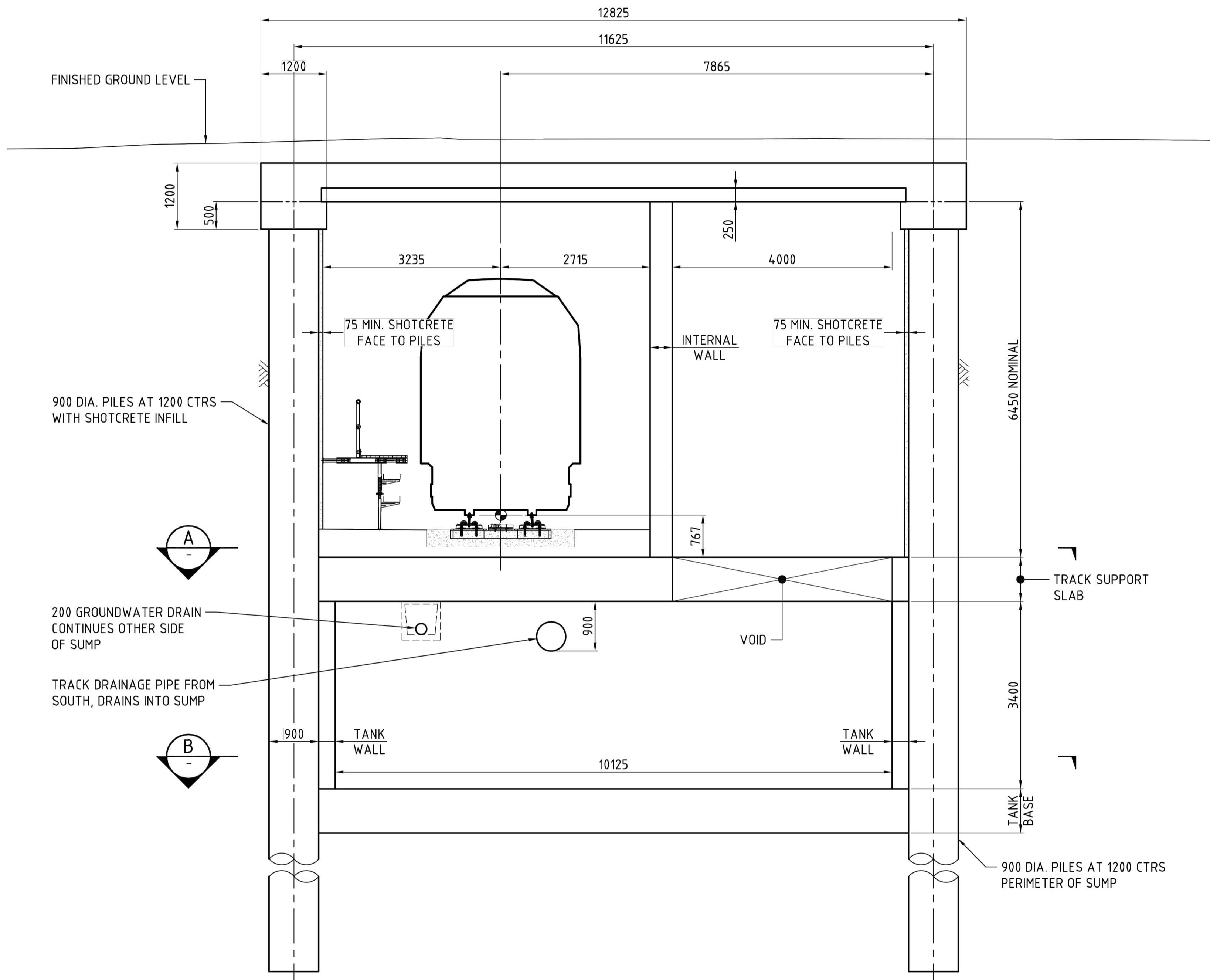


TYPICAL SECTION - PILES AND SHOTCRETE WALL  
SCALE 1:10

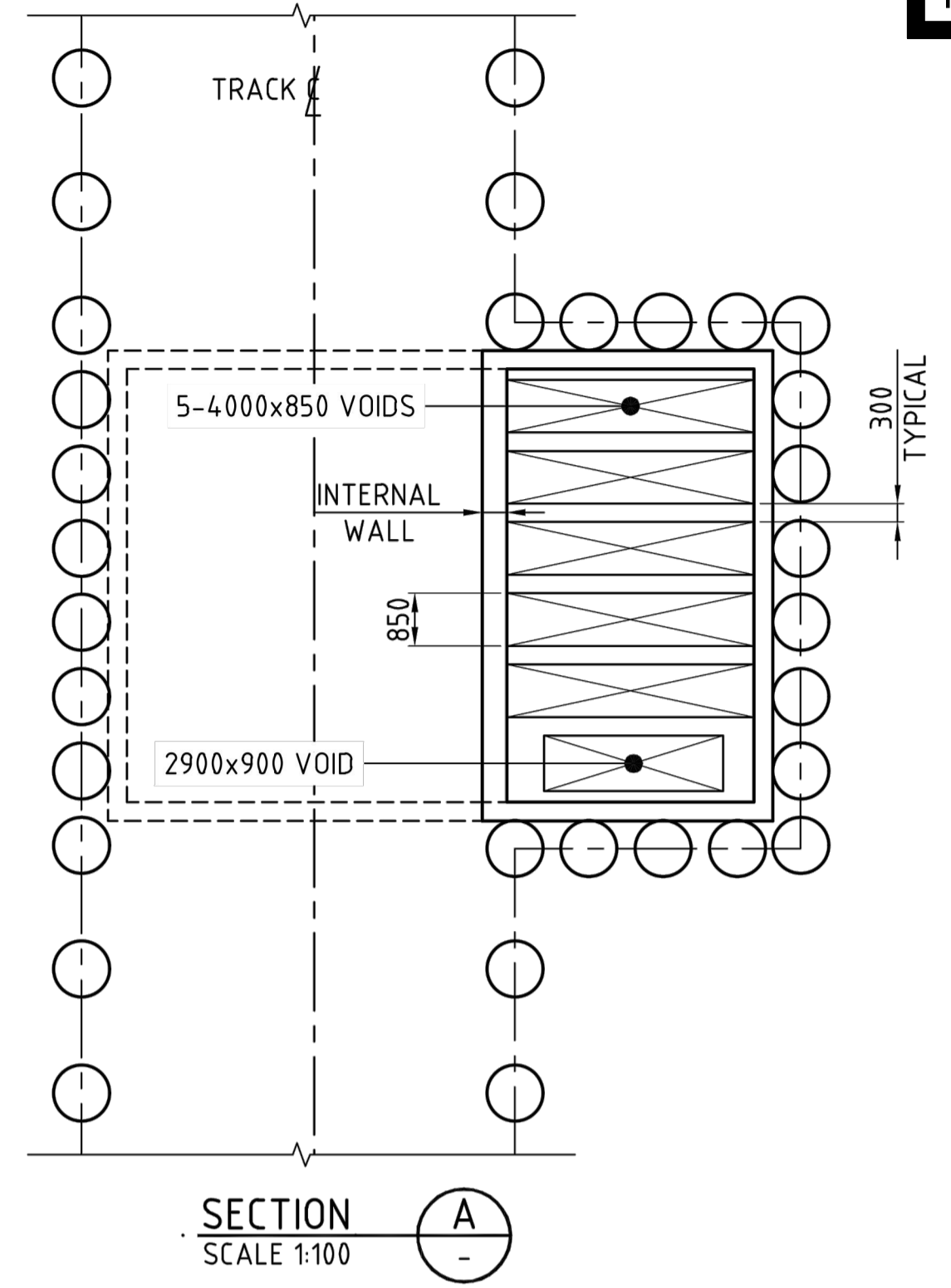
				Associated Job Nos		Survey Data		Scales		BRISBANE CITY CROSS RIVER RAIL REFERENCE DESIGN (CHANGED PROJECT)			SOUTH PORTAL CUT AND COVER SECTIONS SHEET 1					
				Auxiliary Drg Nos		Datum BCSG02				Reference Points			ENGINEERING CERTIFICATION (RPEQ)				Job No.	
B MINOR REVISIONS TO R4PC4 ISSUE						Horiz. Grid				Preceding RP			ENG. AREA				Contract No.	
A R4PC4 ISSUE						Height Origin				Dist. to start of job (km)			NAME				Drawing No.	
Revisions/Descriptions				Certification		Survey Books		Dimensions shown in Metres except where shown otherwise		From start to end of job			SIGNATURE				Series Number	
				Date						Following RP			NO.				of	
				Microfiled						Through Chainage from			DATE				MRR_Detail (02/14)	

CRRDA Drg. No. CRR-0003-POR-GA-101

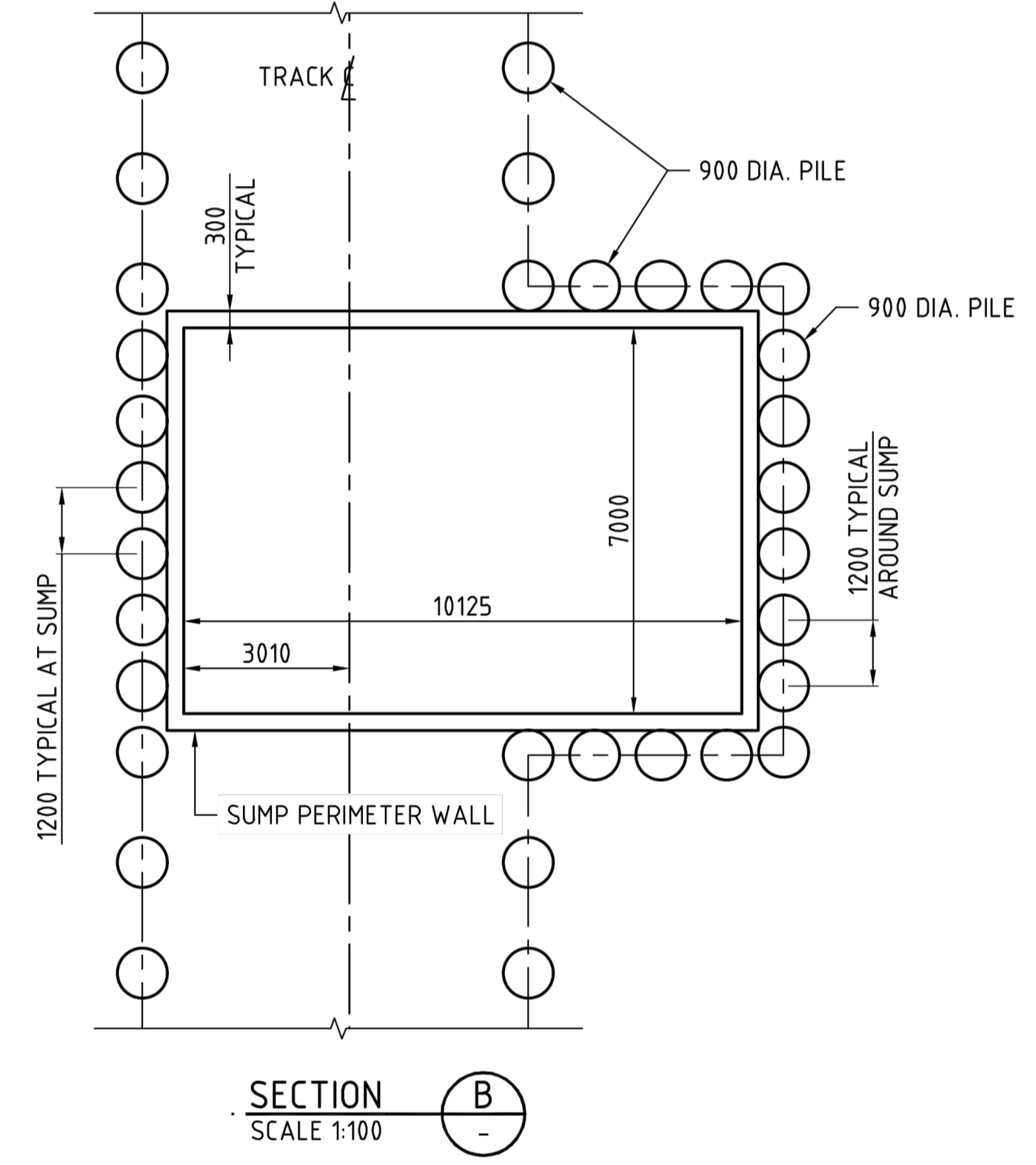




CUT AND COVER SUMP SECTION  
SCALE 1:50



SECTION A  
SCALE 1:100



SECTION B  
SCALE 1:100

Revisions/Descriptions	Certification	Date	Microfiled
B MINOR REVISIONS TO R4PC4 ISSUE		29.04.19	
A R4PC4 ISSUE		24.04.19	

Associated Job Nos	Survey Data	Scales
	Datum BCSG02	
Auxiliary Drg Nos	Horiz. Grid	
	Height Origin	
	Survey Books	

BRISBANE CITY CROSS RIVER RAIL REFERENCE DESIGN (CHANGED PROJECT)				
Reference Points				
Preceding RP	Dist. to start of job (km)	From start to end of job	From end to Following RP	Following RP

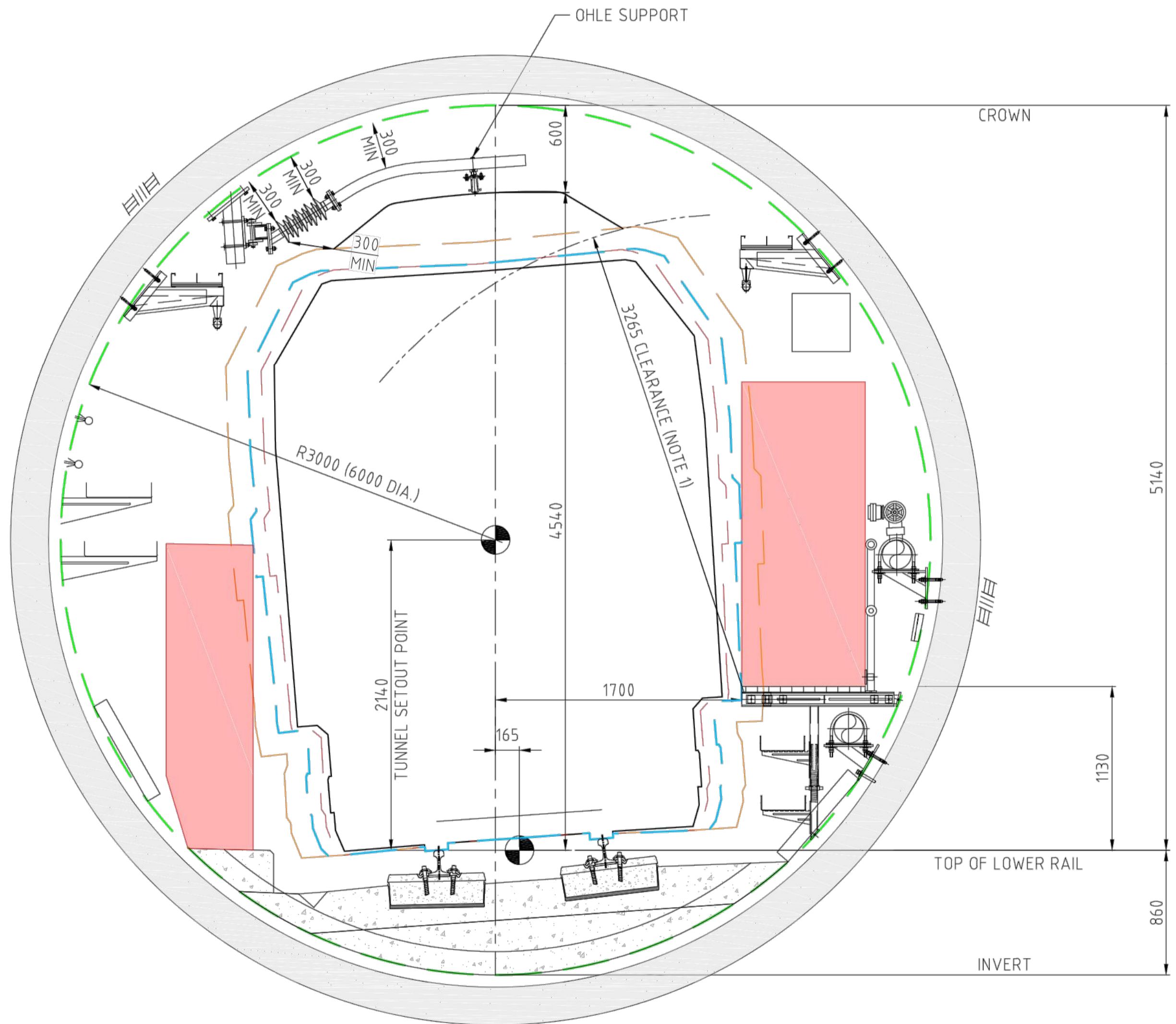
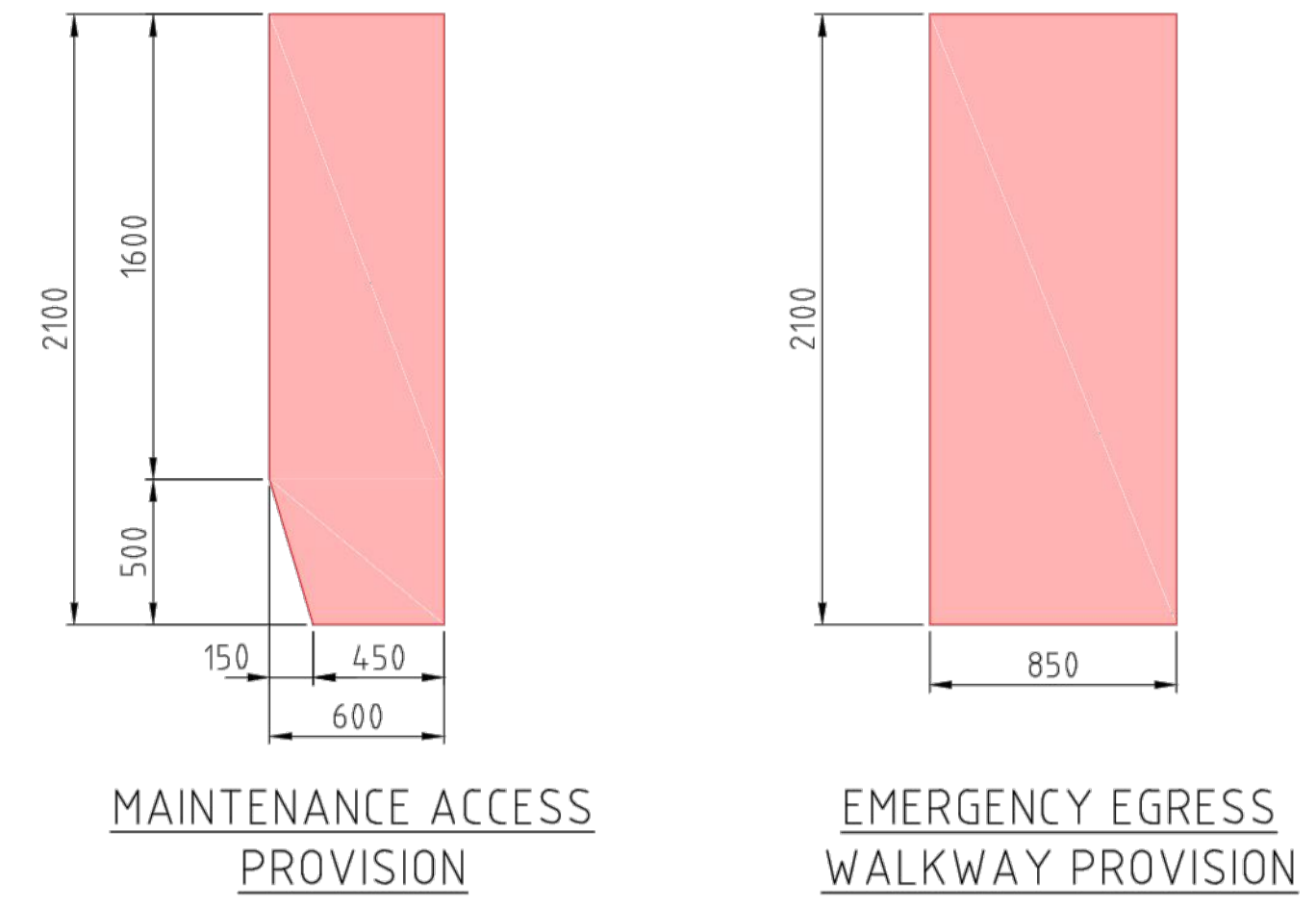
SOUTH PORTAL CUT AND COVER SECTION SUMP DETAILS				
ENGINEERING CERTIFICATION (RPEQ)				
ENG. AREA	NAME	SIGNATURE	NO.	DATE

CRRDA Drg. No. CRR-0003-POR-GA-103	
Job No.	
Contract No.	
Drawing No.	B
Series Number	of
MRR_Detail (02/14)	

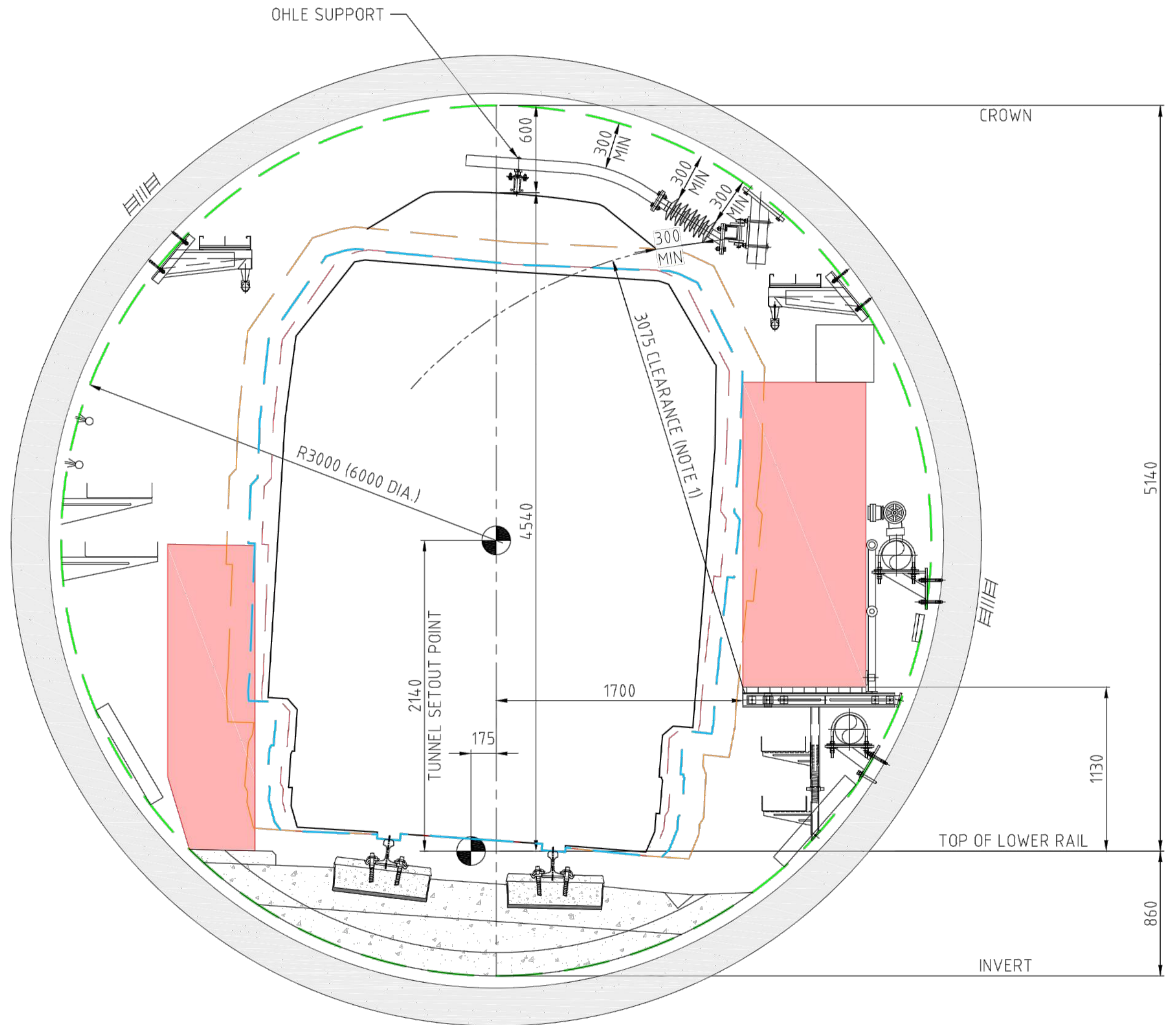


**NOT FOR CONSTRUCTION**

LEGEND	
	STATIC ENVELOPE (INCREASED)
	BASIC KINEMATIC ENVELOPE
	MAXIMUM SWEEP KINEMATIC ENVELOPE
	MAXIMUM SWEEP KINEMATIC ENVELOPE + 150mm



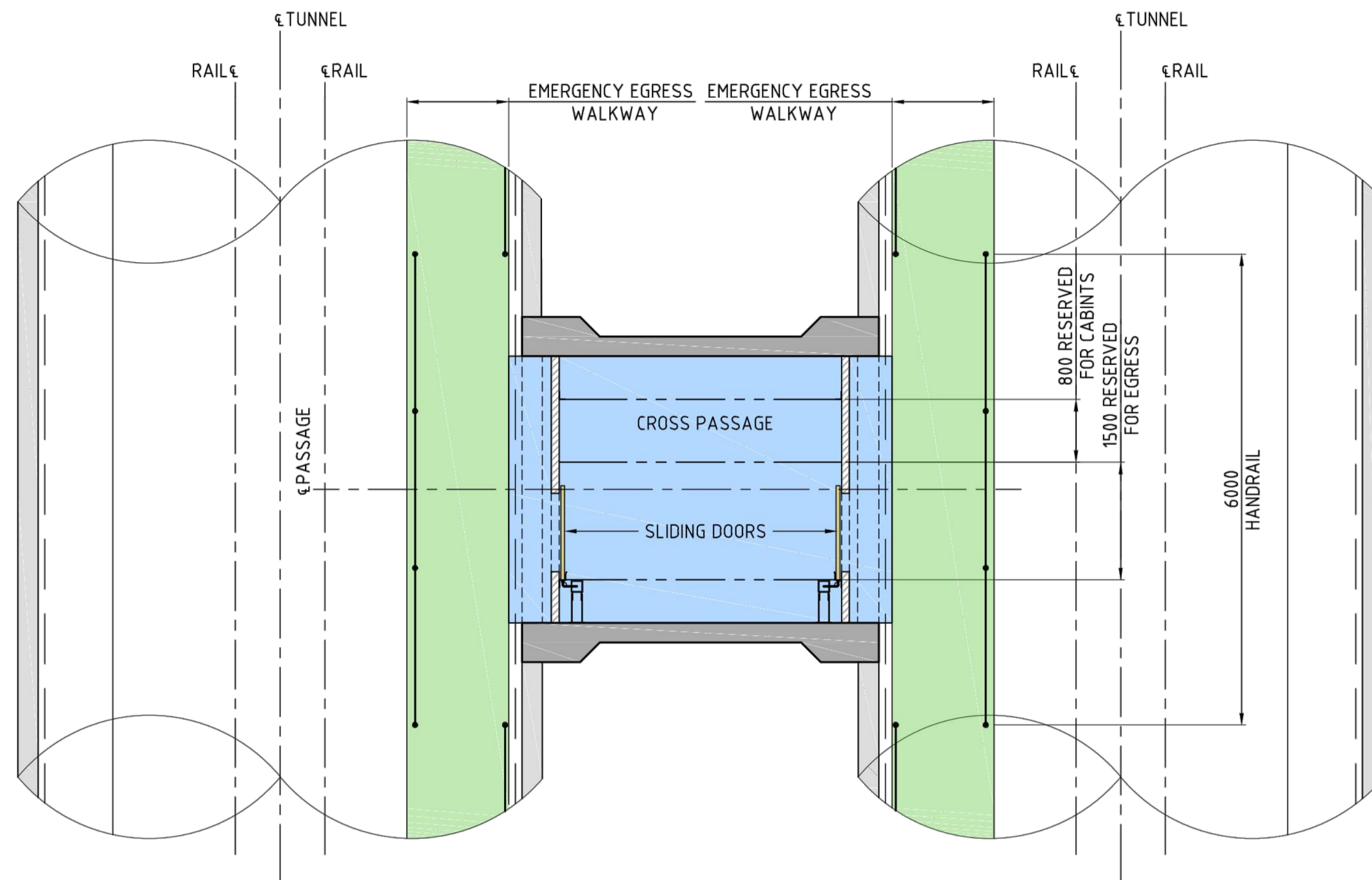
**CURVED (LEFT) : 80mm CANT**  
165mm SHIFT RIGHT



**CURVED (RIGHT) : 80mm CANT**  
175mm SHIFT LEFT

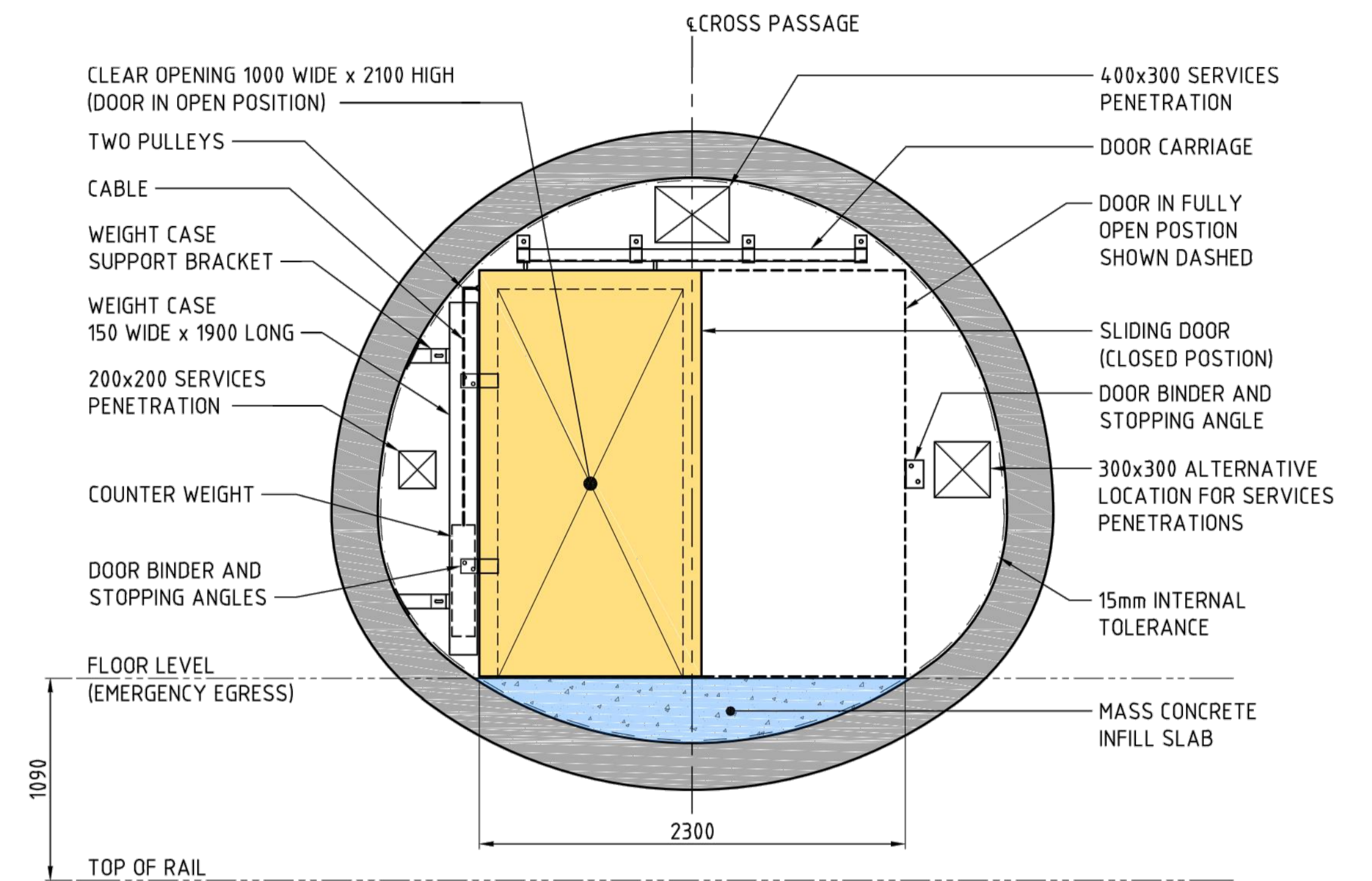
				Associated Job Nos		Survey Data		Scales		BRISBANE CITY CROSS RIVER RAIL REFERENCE DESIGN (CHANGED PROJECT)		TUNNEL SPACE PROOFING TBM TUNNEL CURVED TRACK				CRRDA Drg. No. CRR-0003-TUN-GA-101															
				Datum		BCSG02																									
				Auxiliary Drg Nos		Horiz. Grid																									
				Height Origin																											
				Survey Books																											
B MINOR REVISIONS TO RfPC4 ISSUE				29.04.19																											
A RfPC4 ISSUE				24.04.19																											
Revisions/Descriptions				Certification		Date		Microfiled		Dimensions shown in Metres except where shown otherwise																					
CAD FILES										Through Chainage from																					
										Reference Points		Drawn		ENGINEERING CERTIFICATION (RPEQ)				Job No.													
										Preceding RP		Dist. to start of job (km)		From start to end of job		From end to Following RP		Following RP		ENG. AREA		NAME		SIGNATURE		NO.		DATE		Contract No.	
																														Drawing No. B	
																														Series Number of	
																														MRR_Detail (02/14)	





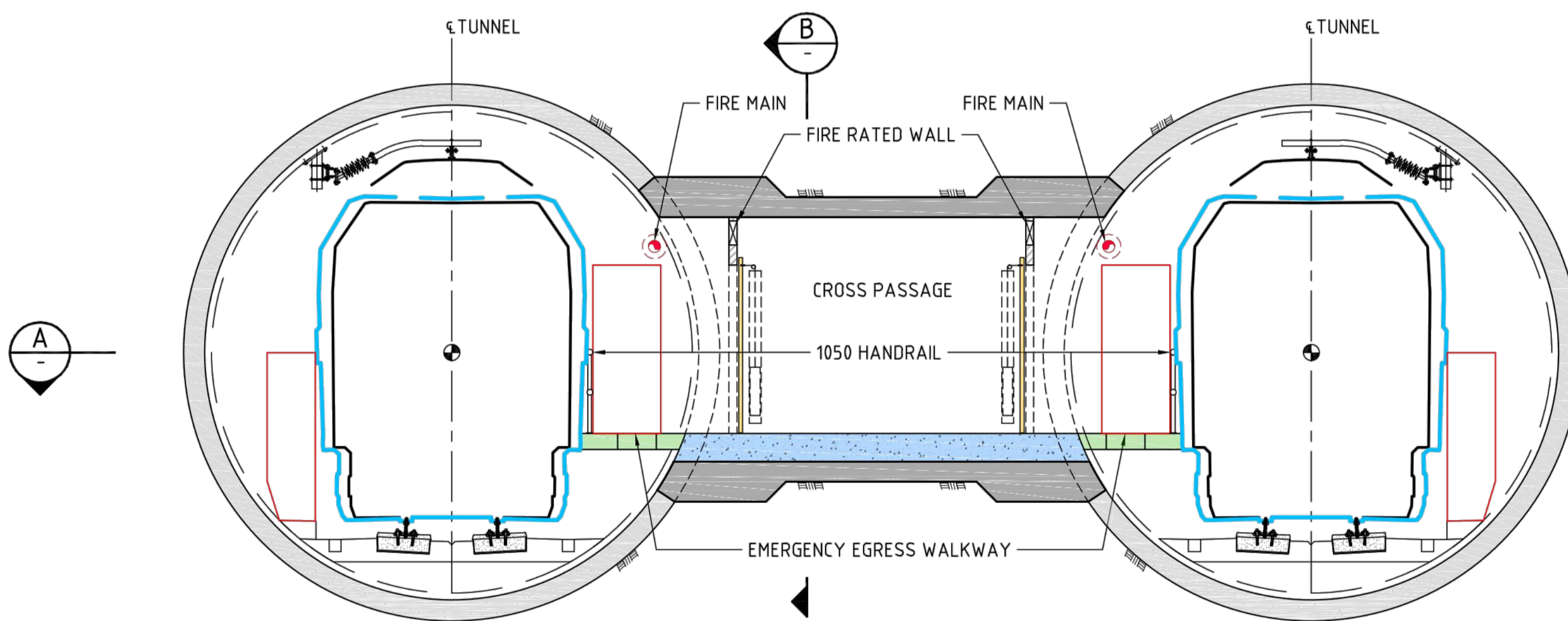
CROSS PASSAGE - PLAN

SECTION A  
SCALE 1:50




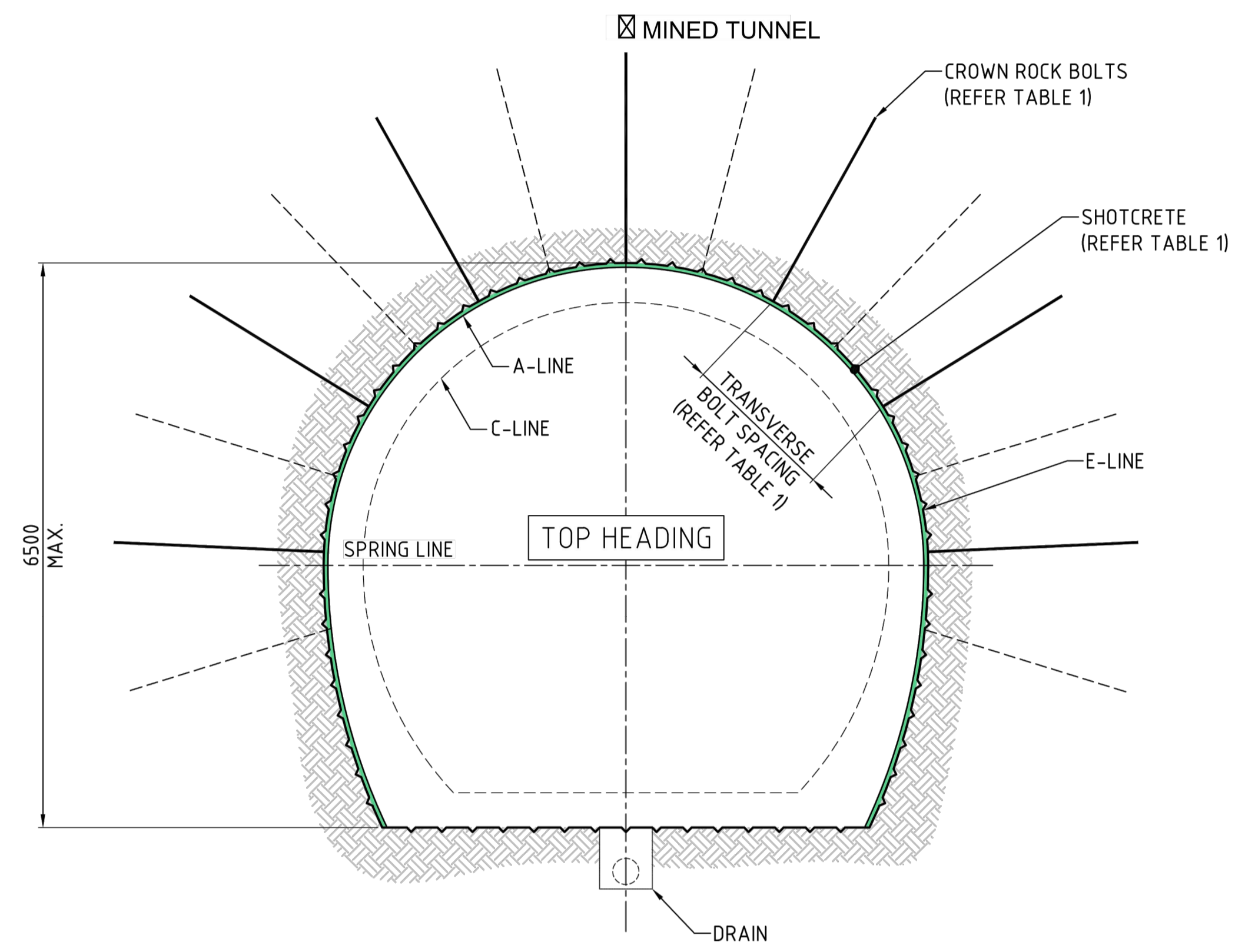
CROSS PASSAGE - CROSS SECTION

SECTION B  
SCALE 1:25

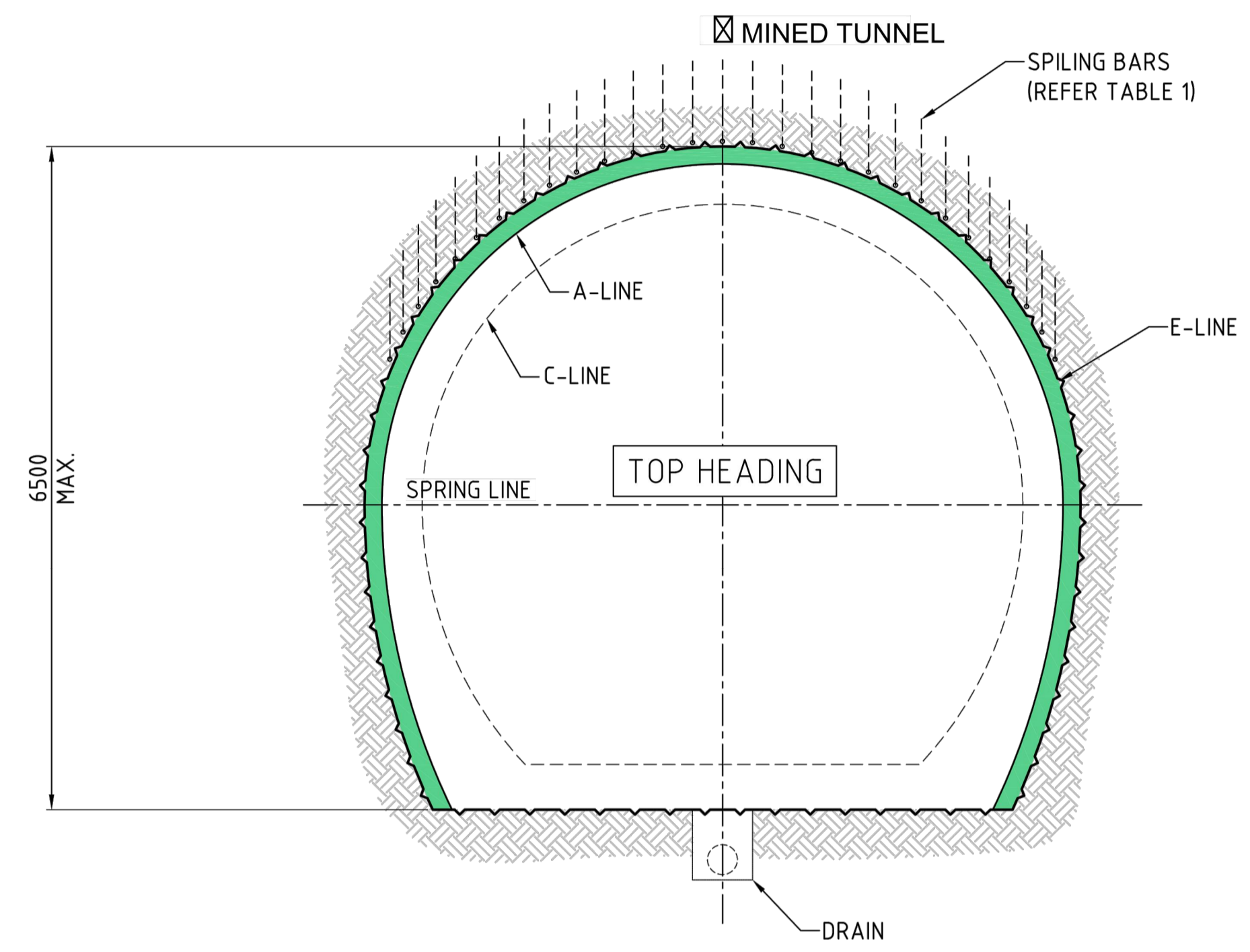


CRRDA Drg. No. CRR-0003-TUN-GA-102

				Associated Job Nos	Survey Data	Scales		BRISBANE CITY CROSS RIVER RAIL REFERENCE DESIGN (CHANGED PROJECT)		TUNNEL SPACE PROOFING TBM TUNNEL CROSS PASSAGE				 Job No. Contract No. Drawing No. B	
				Datum	BCSG02			Reference Points		ENGINEERING CERTIFICATION (RPEQ)				Drawn Designed	
				Auxiliary Drg Nos	Horiz. Grid			Preceding RP		ENG. AREA		NAME		SIGNATURE	
					Height Origin			Dist. to start of job (km)		NO.		DATE			
					Survey Books			From start to end of job		NO.		DATE			
								From end to Following RP		NO.		DATE			
								Following RP		NO.		DATE			
								Through Chainage from		NO.		DATE			
B MINOR REVISIONS TO R4PC4 ISSUE A R4PC4 ISSUE															
Revisions/Descriptions Certification Date Microfiled															
CAD FILES														Series Number of MRR_Detail (02/14)	



MINED TUNNEL SUPPORT TYPE-T1, T2, T3, AND T5  
1:50




MINED TUNNEL SUPPORT TYPE-T4  
1:50

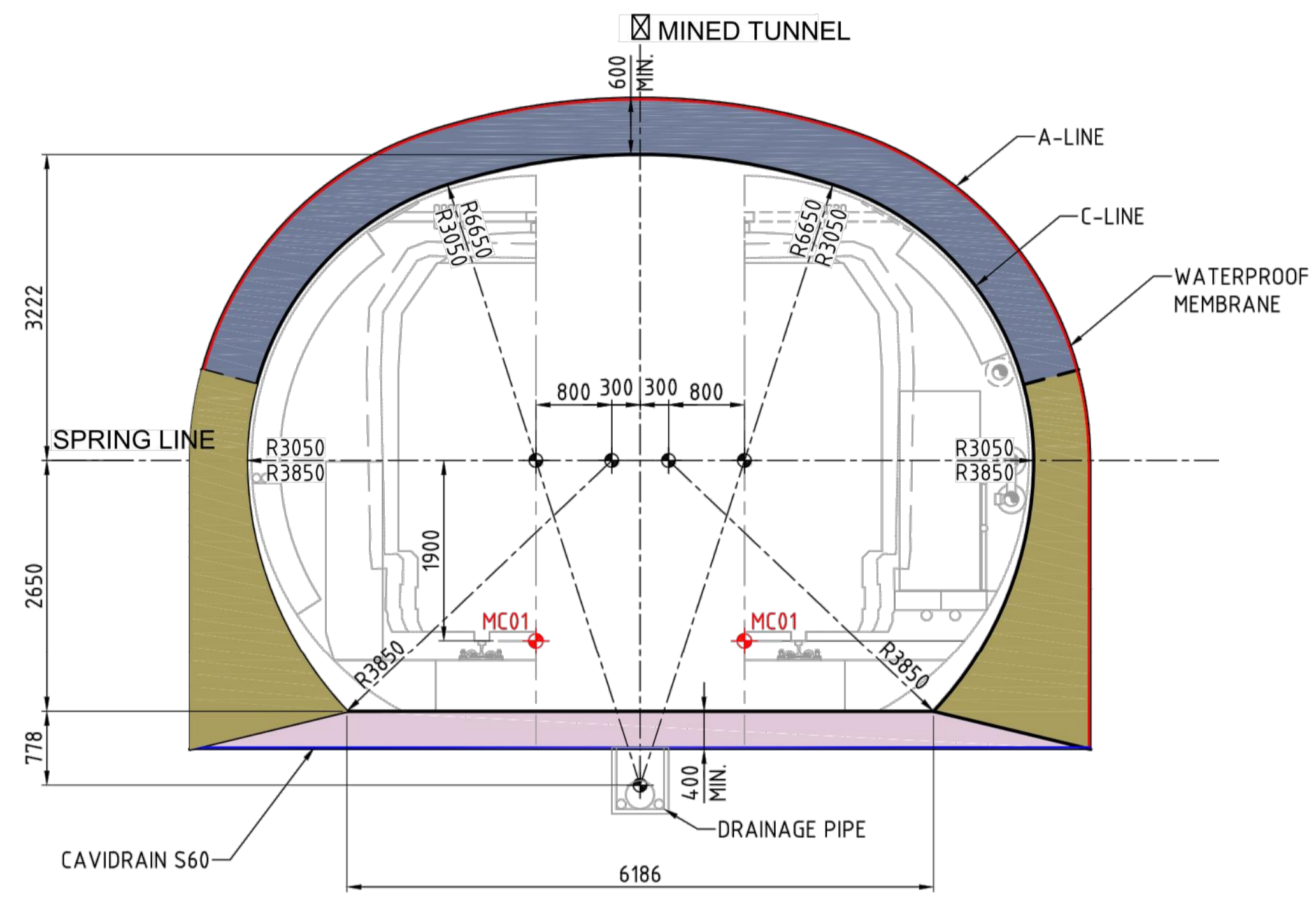
TABLE 1: QUANTITIES

PRIMARY SUPPORT TYPE		T1	T2	T3	T4
CROWN SUPPORT	ROCK BOLTS	2400 LONG SWELLEX AT 1750 TRANS. X 1750 LONG. CTS	2400 LONG SWELLEX AT 1500 TRANS. X 1500 LONG. CTS	2400 LONG AT 1250 TRANS. X 1250 LONG. CTS	2400 LONG SPILING BARS
	PRIMARY SHOTCRETE	50 THICK S1	75 THICK S1	100 THICK S1	300 THICK S1
FACE SUPPORT	DOWELS	AS REQUIRED	AS REQUIRED	AS REQUIRED	AS REQUIRED
	SHOTCRETE	AS REQUIRED	AS REQUIRED	AS REQUIRED	AS REQUIRED

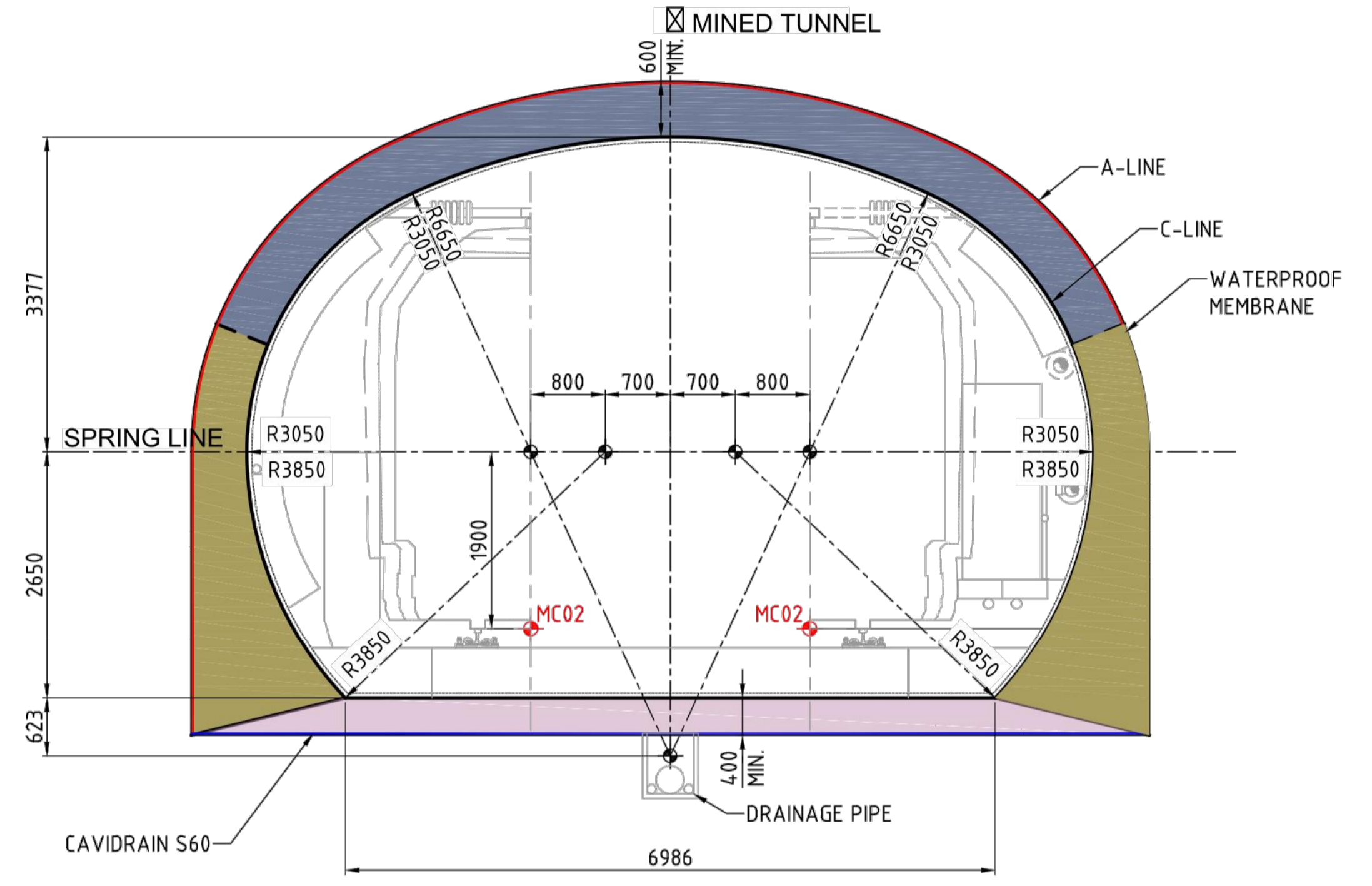
CRRDA Drg. No. CRR-0003-TUN-GA-110

Associated Job Nos				Survey Data		Scales		BRISBANE CITY CROSS RIVER RAIL REFERENCE DESIGN (CHANGED PROJECT)			TUNNEL MINED TUNNEL SUPPORT TYPES				 Job No. _____ Contract No. _____ Drawing No. _____ of B Series Number _____ of _____ MRR_Detail (02/14)			
				Datum BCSG02				Reference Points			ENGINEERING CERTIFICATION (RPEQ)							
Auxiliary Drg Nos				Horiz. Grid				Preceding RP			ENG. AREA		NAME		SIGNATURE		NO. DATE	
B MINOR REVISIONS TO R4PC4 ISSUE				29.04.19				Dist. to start of job (km)			DESIGNED							
A R4PC4 ISSUE				24.04.19				From start to end of job										
Revisions/Descriptions				Certification		Date		From end to Following RP										
CAD FILES						Microfiled		Through Chainage from										

LEGEND:  
 ◆ SETOUT POINT  
 — WATERPROOF MEMBRANE



SOUTHERN MINED TUNNEL C-LINE SETOUT - (MC01)  
 1:50  
 SECTION A  
 021100



SOUTHERN MINED TUNNEL C-LINE SETOUT - (MC02)  
 1:50  
 SECTION B  
 021100

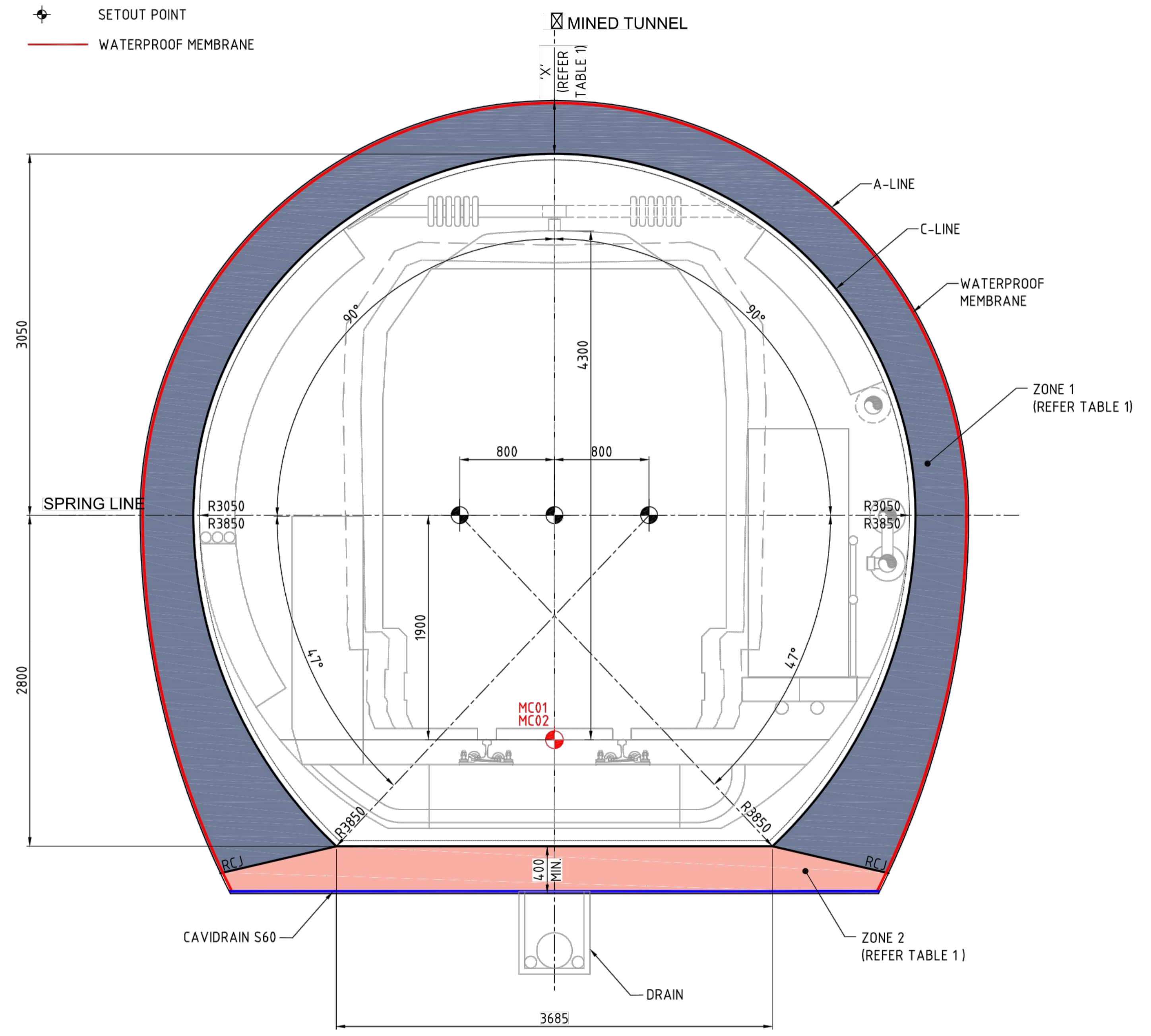
				Associated Job Nos		Survey Data		Scales		BRISBANE CITY CROSS RIVER RAIL REFERENCE DESIGN (CHANGED PROJECT)			TUNNEL MINED TUNNEL C-LINE SETOUT SHEET 1				CRRDA Drg. No. CRR-0003-TUN-GA-111			
				Datum		BCSG02														
				Auxiliary Drg Nos		Horiz. Grid														
				Height Origin																
				Survey Books																
				Revisions/Descriptions		Certification		Date		Microfiled										
				B MINOR REVISIONS TO R4PC4 ISSUE		29.04.19						Drawn			ENGINEERING CERTIFICATION (RPEQ)				Job No.	
				A R4PC4 ISSUE		24.04.19						Designed			ENG. AREA NAME SIGNATURE NO. DATE				Contract No.	
																			Drawing No. B	
																			Series Number of	
CAD FILES																			MRR_Detail (02/14)	

**NOTES:**

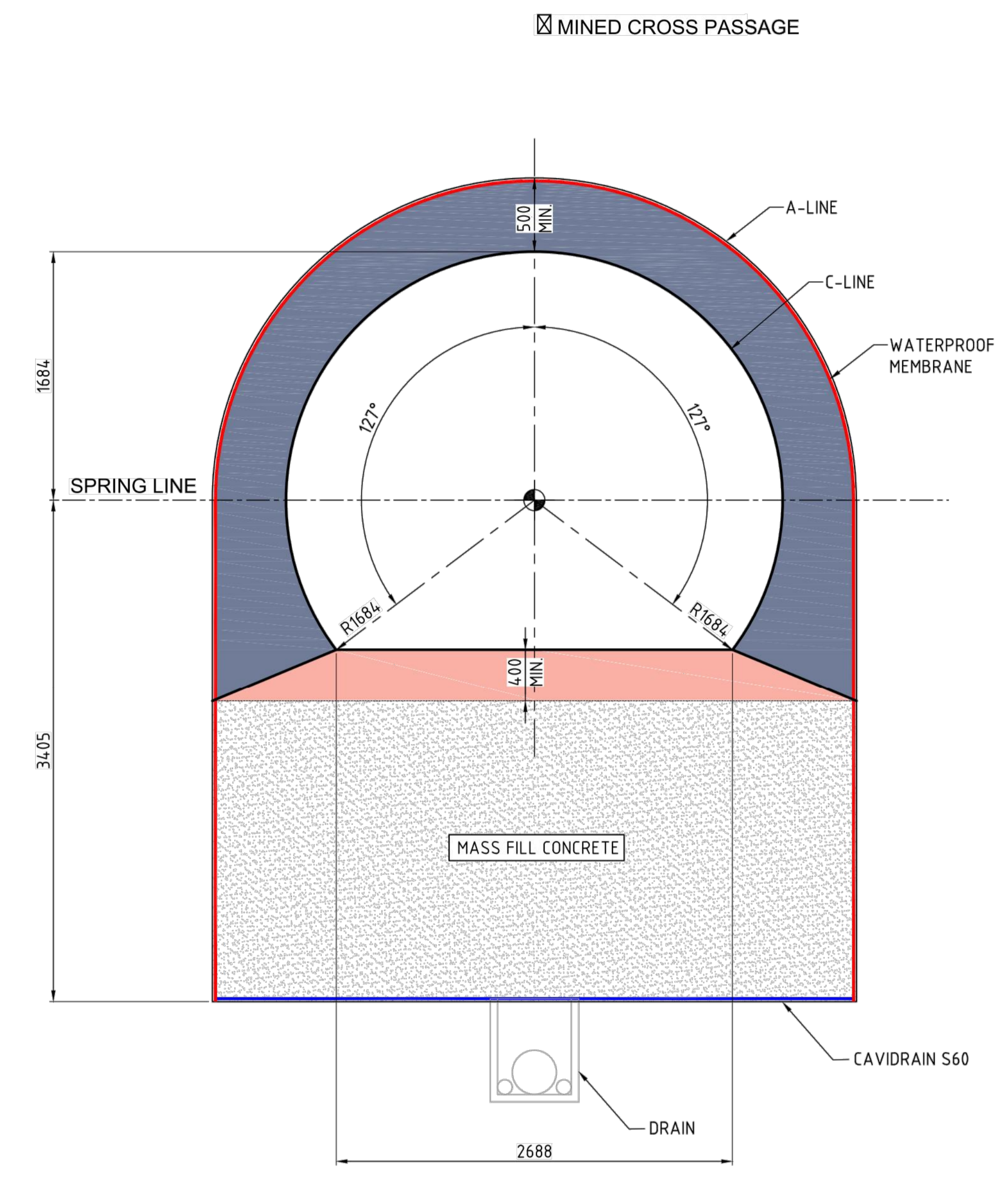
1. FOR GENERAL NOTES REFER TO DRAWING 200005.

**LEGEND:**

- ⊕ SETOUT POINT
- WATERPROOF MEMBRANE



STANDARD NORTHERN MINED TUNNEL - TS1 AND TS2 - C-LINE SETOUT



MINED TUNNEL - CROSS PASSAGE - C-LINE SETOUT

**SECTION C**  
SCALE 1:25 021101 - 021107

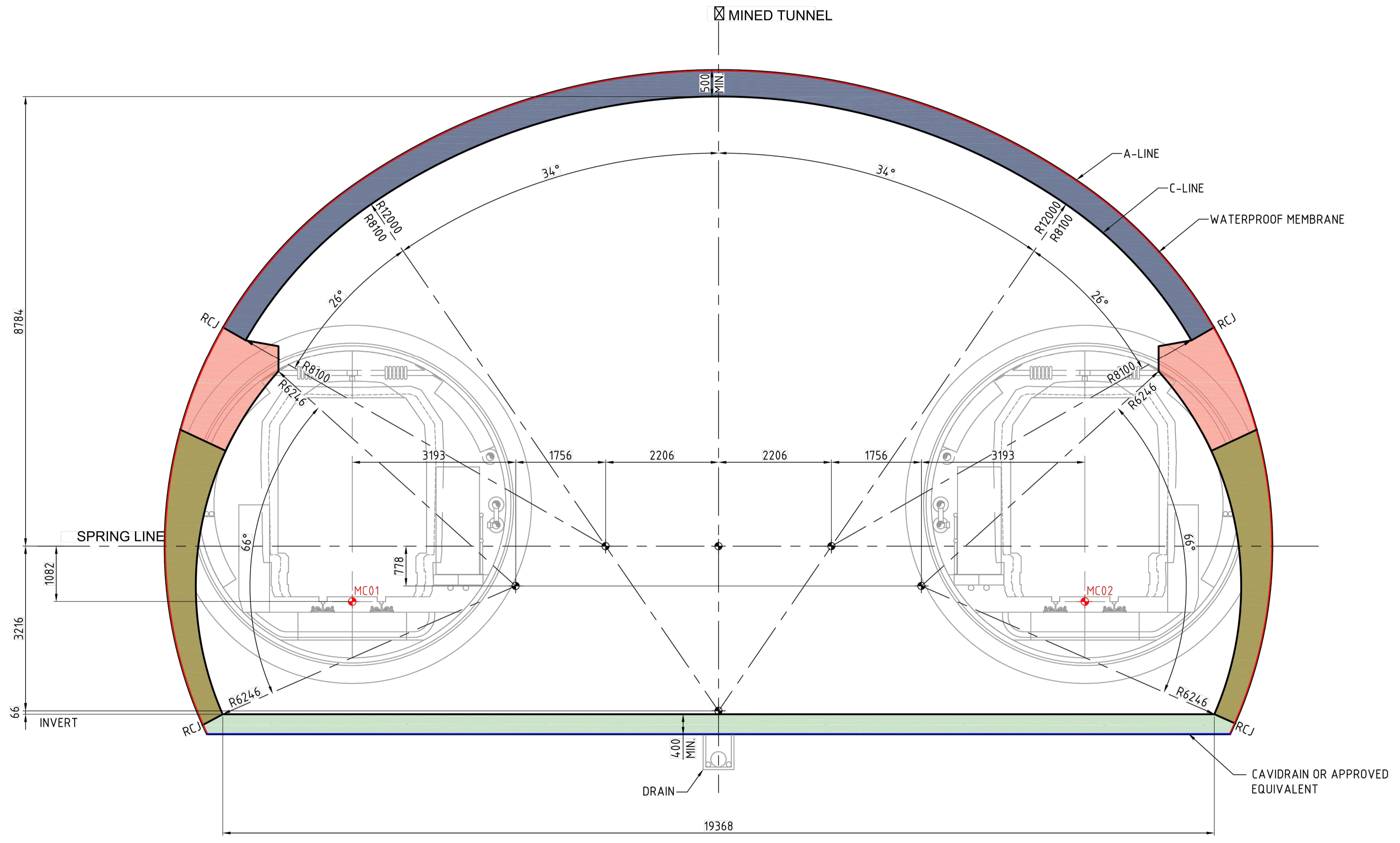
TABLE 1:

PROFILE	'X'	ZONE	TYPE
TS1	350	1	SFRC
		2	RC
TS2	450	1	RC
		2	RC

**SECTION D**  
SCALE 1:20 021102  
021104  
021105

<table border="1" style="width: 100%; border-collapse: collapse;"> <tr> <td>Associated Job Nos</td> <td>Survey Data</td> <td rowspan="2">Scales</td> </tr> <tr> <td>Datum</td> <td>BCSG02</td> </tr> <tr> <td>Auxiliary Drg Nos</td> <td>Horiz. Grid</td> <td rowspan="3">Dimensions shown in Metres except where shown otherwise</td> </tr> <tr> <td>Height Origin</td> <td>Survey Books</td> </tr> <tr> <td>Survey Books</td> <td></td> </tr> </table>				Associated Job Nos	Survey Data	Scales	Datum	BCSG02	Auxiliary Drg Nos	Horiz. Grid	Dimensions shown in Metres except where shown otherwise	Height Origin	Survey Books	Survey Books		<b>BRISBANE CITY</b> <b>CROSS RIVER RAIL</b> <b>REFERENCE DESIGN (CHANGED PROJECT)</b>				<b>TUNNEL MINED</b> <b>TUNNEL C-LINE SETOUT</b> <b>SHEET 2</b>																																								
				Associated Job Nos	Survey Data		Scales																																																					
Datum	BCSG02																																																											
Auxiliary Drg Nos	Horiz. Grid	Dimensions shown in Metres except where shown otherwise																																																										
Height Origin	Survey Books																																																											
Survey Books																																																												
<table border="1" style="width: 100%; border-collapse: collapse;"> <tr> <td>Revisions/Descriptions</td> <td>Certification</td> <td>Date</td> <td>Microfiled</td> </tr> <tr> <td>B MINOR REVISIONS TO R4PC4 ISSUE</td> <td></td> <td>29.04.19</td> <td></td> </tr> <tr> <td>A R4PC4 ISSUE</td> <td></td> <td>24.04.19</td> <td></td> </tr> </table>				Revisions/Descriptions	Certification	Date	Microfiled	B MINOR REVISIONS TO R4PC4 ISSUE		29.04.19		A R4PC4 ISSUE		24.04.19		<table border="1" style="width: 100%; border-collapse: collapse;"> <tr> <td>Preceding RP</td> <td>Dist. to start of job (km)</td> <td>From start to end of job</td> <td>From end to Following RP</td> <td>Following RP</td> </tr> <tr> <td></td> <td></td> <td></td> <td></td> <td></td> </tr> </table>				Preceding RP	Dist. to start of job (km)	From start to end of job	From end to Following RP	Following RP						<table border="1" style="width: 100%; border-collapse: collapse;"> <tr> <td>Drawn</td> <td colspan="4">ENGINEERING CERTIFICATION (RPEQ)</td> </tr> <tr> <td>Designed</td> <td>ENG. AREA</td> <td>NAME</td> <td>SIGNATURE</td> <td>NO.</td> <td>DATE</td> </tr> <tr> <td></td> <td></td> <td></td> <td></td> <td></td> <td></td> </tr> </table>				Drawn	ENGINEERING CERTIFICATION (RPEQ)				Designed	ENG. AREA	NAME	SIGNATURE	NO.	DATE							<table border="1" style="width: 100%; border-collapse: collapse;"> <tr> <td>Job No.</td> <td></td> </tr> <tr> <td>Contract No.</td> <td></td> </tr> <tr> <td>Drawing No.</td> <td style="text-align: right;">B</td> </tr> <tr> <td>Series Number</td> <td>of</td> </tr> </table>		Job No.		Contract No.		Drawing No.	B	Series Number	of
Revisions/Descriptions	Certification	Date	Microfiled																																																									
B MINOR REVISIONS TO R4PC4 ISSUE		29.04.19																																																										
A R4PC4 ISSUE		24.04.19																																																										
Preceding RP	Dist. to start of job (km)	From start to end of job	From end to Following RP	Following RP																																																								
Drawn	ENGINEERING CERTIFICATION (RPEQ)																																																											
Designed	ENG. AREA	NAME	SIGNATURE	NO.	DATE																																																							
Job No.																																																												
Contract No.																																																												
Drawing No.	B																																																											
Series Number	of																																																											
CAD FILES				Through Chainage from				CRRDA Drg. No. CRR-0003-TUN-GA-112				MRR_Detail (02/14)																																																

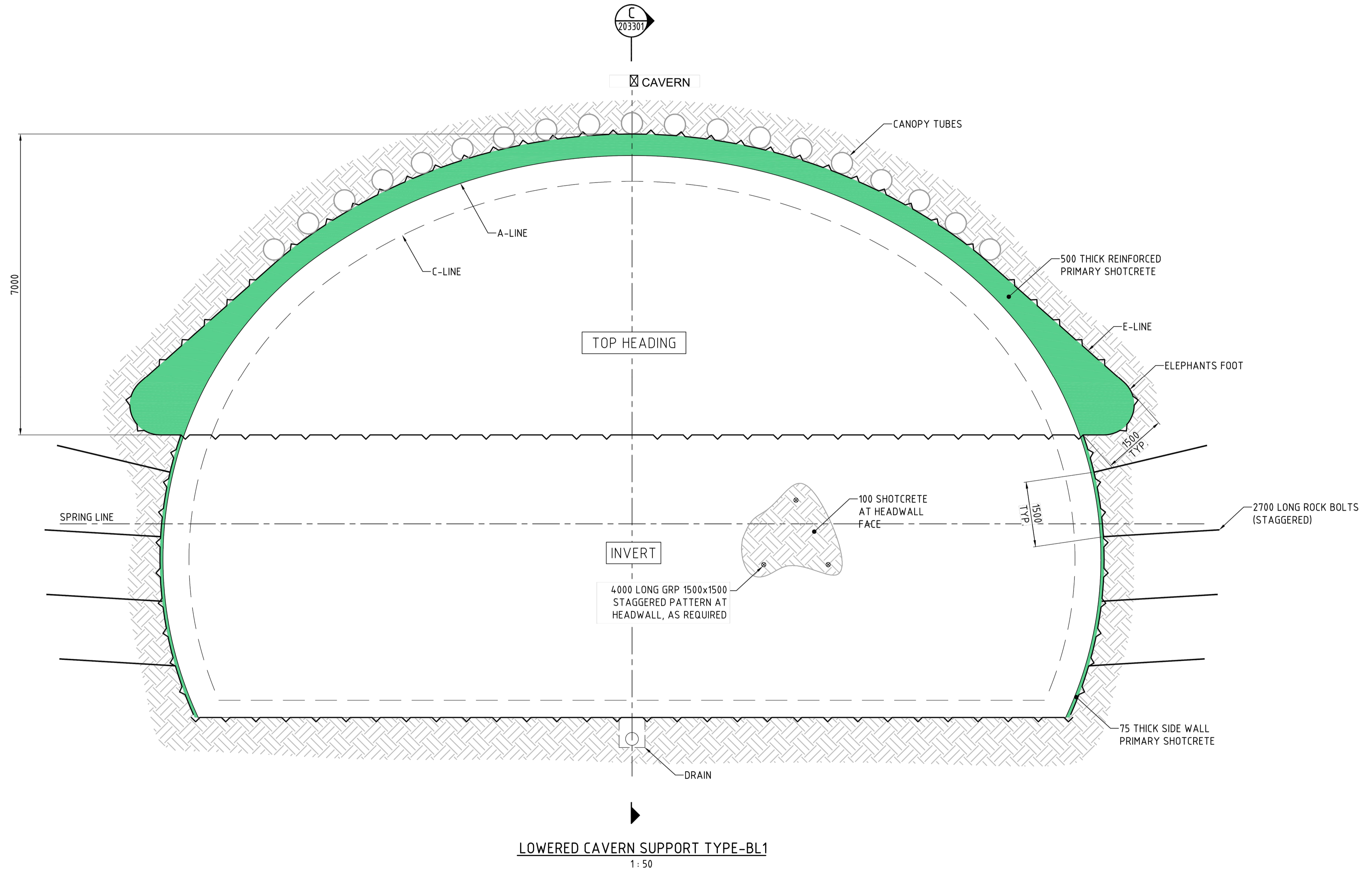




SECTION **A**  
SCALE 1:50  
**LOWERED CAVERN - BL1- C-LINE SETOUT**

CRRDA Drg. No. CRR-0003-TUN-GA-120

		Associated Job Nos		Survey Data		Scales		BRISBANE CITY CROSS RIVER RAIL REFERENCE DESIGN (CHANGED PROJECT)		BOGGO ROAD STATION AND PRECINCT STATION CAVERN C-LINE SETOUT LOWERED CAVERN							
				Datum BCSG02						ENGINEERING CERTIFICATION (RPEQ)					Job No.		
		Auxiliary Drg Nos		Horiz. Grid				Reference Points		ENG. AREA		NAME		SIGNATURE		Contract No.	
B		MINOR REVISIONS TO R4PC4 ISSUE		29.04.19				Preceding RP		Dist. to start of job (km)		From start to end of job		From end to Following RP		Following RP	
A		R4PC4 ISSUE		24.04.19				Drawn								NO.	
		Revisions/Descriptions		Certification		Date		Designed								Series Number	
CAD FILES						Microfiled		Through Chainage from								of B	
																MRR_Detail (02/14)	



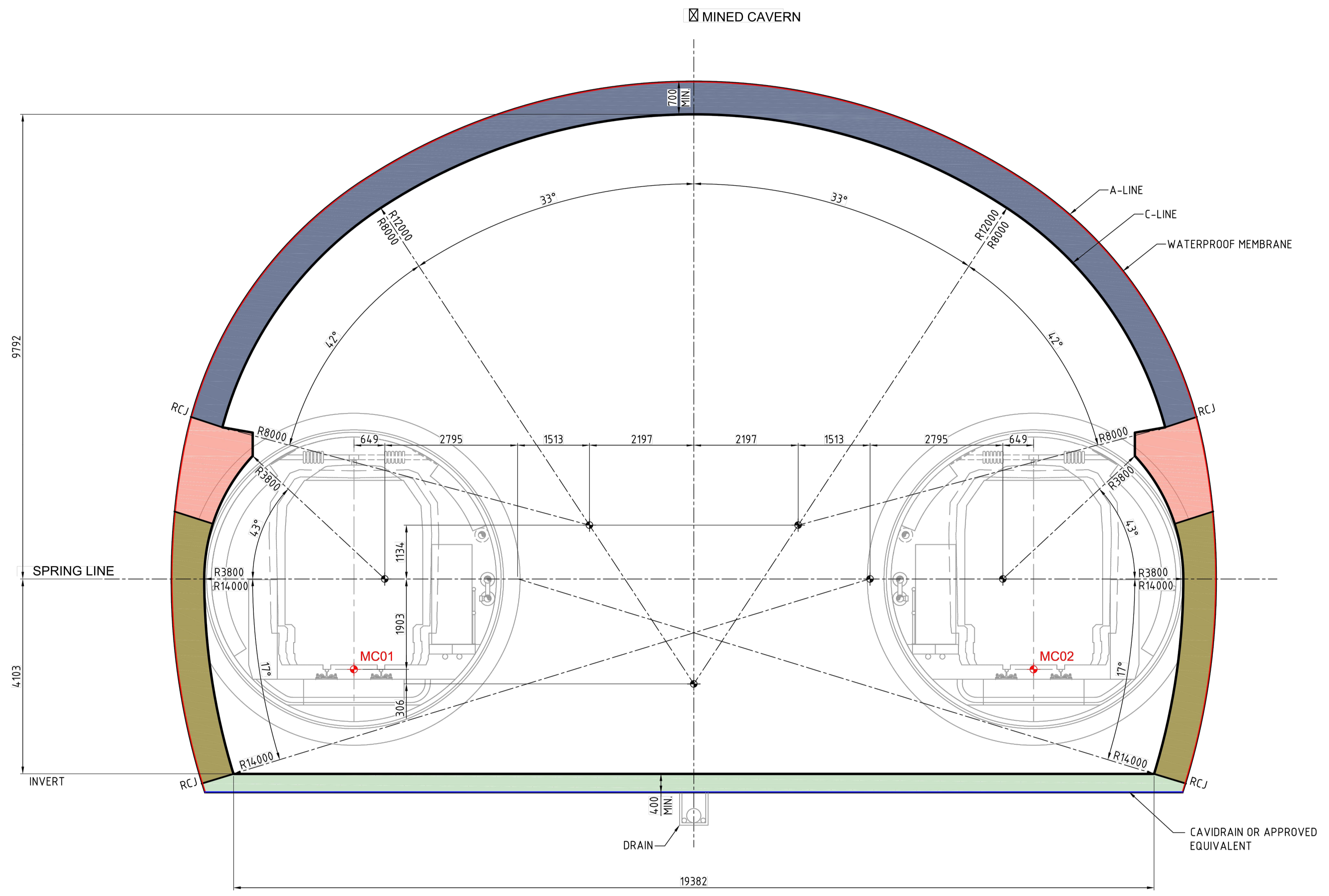
LOWERED CAVERN SUPPORT TYPE-BL1  
1:50

CRRDA Drg. No. CRR-0003-TUN-GA-121

				Associated Job Nos		Survey Data		Scales		BRISBANE CITY CROSS RIVER RAIL REFERENCE DESIGN (CHANGED PROJECT)			BOGGO ROAD STATION AND PRECINCT STATION CAVERN LOWERED CAVERN SUPPORT TYPE											
				Auxiliary Drg Nos		Datum BCSG02				Reference Points			ENGINEERING CERTIFICATION (RPEQ)				Job No.							
						Horiz. Grid				Preceding RP			ENG. AREA		NAME		SIGNATURE		NO.		DATE		Contract No.	
						Height Origin				From start to end of job			From end to Following RP										Drawing No. B	
						Survey Books				Following RP													Series Number of	
Revisions/Descriptions				Certification		Date		Microfiled		Dimensions shown in Metres except where shown otherwise													MRR_Detail (02/14)	
CAD FILES										Through Chainage from														

LEGEND:

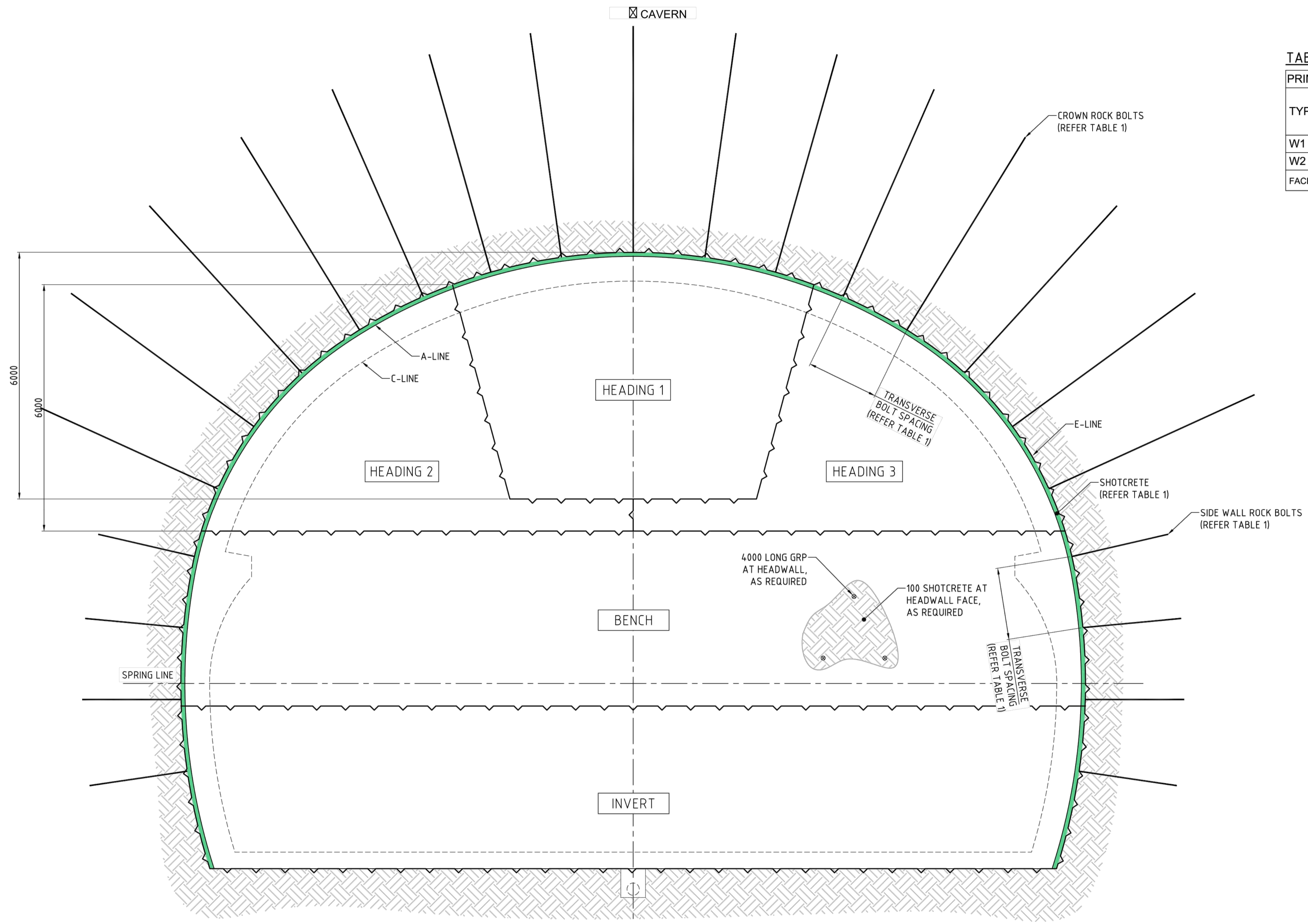
◆ SETOUT POINT



SECTION B  
SCALE 1:50  
STANDARD CAVERN - C-LINE SETOUT

CRRDA Drg. No. CRR-0003-TUN-GA-122

				Associated Job Nos		Survey Data		Scales		BRISBANE CITY CROSS RIVER RAIL REFERENCE DESIGN (CHANGED PROJECT)			WOLLONGABBA ROAD STATION AND PRECINCT STATION CAVERN C-LINE SETOUT STANDARD CAVERN							
						Datum BCSG02				Reference Points			ENGINEERING CERTIFICATION (RPEQ)				Job No.			
				Auxiliary Drg Nos		Horiz. Grid				Preceding RP			ENG. AREA		NAME		SIGNATURE		Contract No.	
						Height Origin				Dist. to start of job (km)			NO.		DATE		Drawing No.			
						Survey Books		Dimensions shown in Metres except where shown otherwise		From start to end of job			Following RP				Series Number			
				Revisions/Descriptions		Certification		Date		Microfiled		Through Chainage from					of			
CAD FILES																	MRR_Detail (02/14)			



**TABLE 1:**

PRIMARY SUPPORT				
TYPE	CROWN BOLT LENGTH	SIDE WALL BOLT LENGTH	SPACING	SHOTCRETE THICKNESS
W1	5500	2400	1750	100
W2	5500	2400	1500	250

FACE SUPPORT (GRP DOWELS AND SHOTCRETE) AS REQUIRED

CAVERN PRIMARY SUPPORT TYPE - W1 AND W2  
1:50

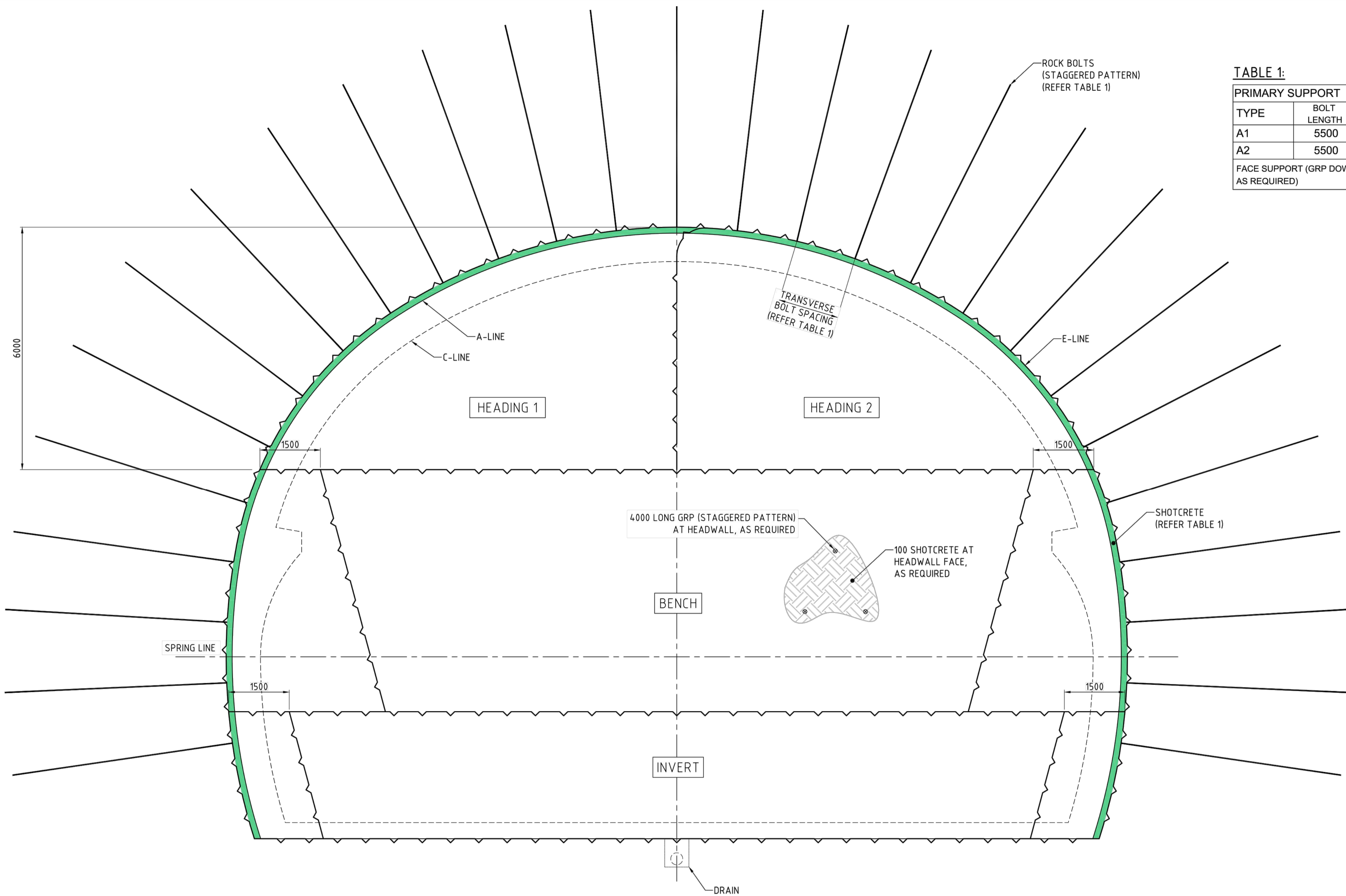
CRRDA Drg. No. CRR-0003-TUN-GA-123

				Associated Job Nos		Survey Data		Scales		BRISBANE CITY CROSS RIVER RAIL REFERENCE DESIGN (CHANGED PROJECT)			WOOLLOONGABBA STATION AND PRECINCT STATION CAVERN SUPPORT TYPES							
				Auxiliary Drg Nos		Datum BCSG02				Reference Points			ENGINEERING CERTIFICATION (RPEQ)				Job No.			
B MINOR REVISIONS TO R4PC4 ISSUE						Horiz. Grid				Preceding RP			ENG. AREA		NAME		SIGNATURE		Contract No.	
A R4PC4 ISSUE						Height Origin				Dist. to start of job (km)			NO.		DATE				Drawing No.	
Revisions/Descriptions				Certification		Date		Microfiled		From start to end of job			DESIGNED						Series Number	
CAD FILES						Survey Books		Dimensions shown in Metres except where shown otherwise		Following RP									of	
										Through Chainage from									MRR_Detail (02/14)	

**TABLE 1:**

PRIMARY SUPPORT			
TYPE	BOLT LENGTH	SPACING	SHOTCRETE THICKNESS
A1	5500	1500	100
A2	5500	1250	150

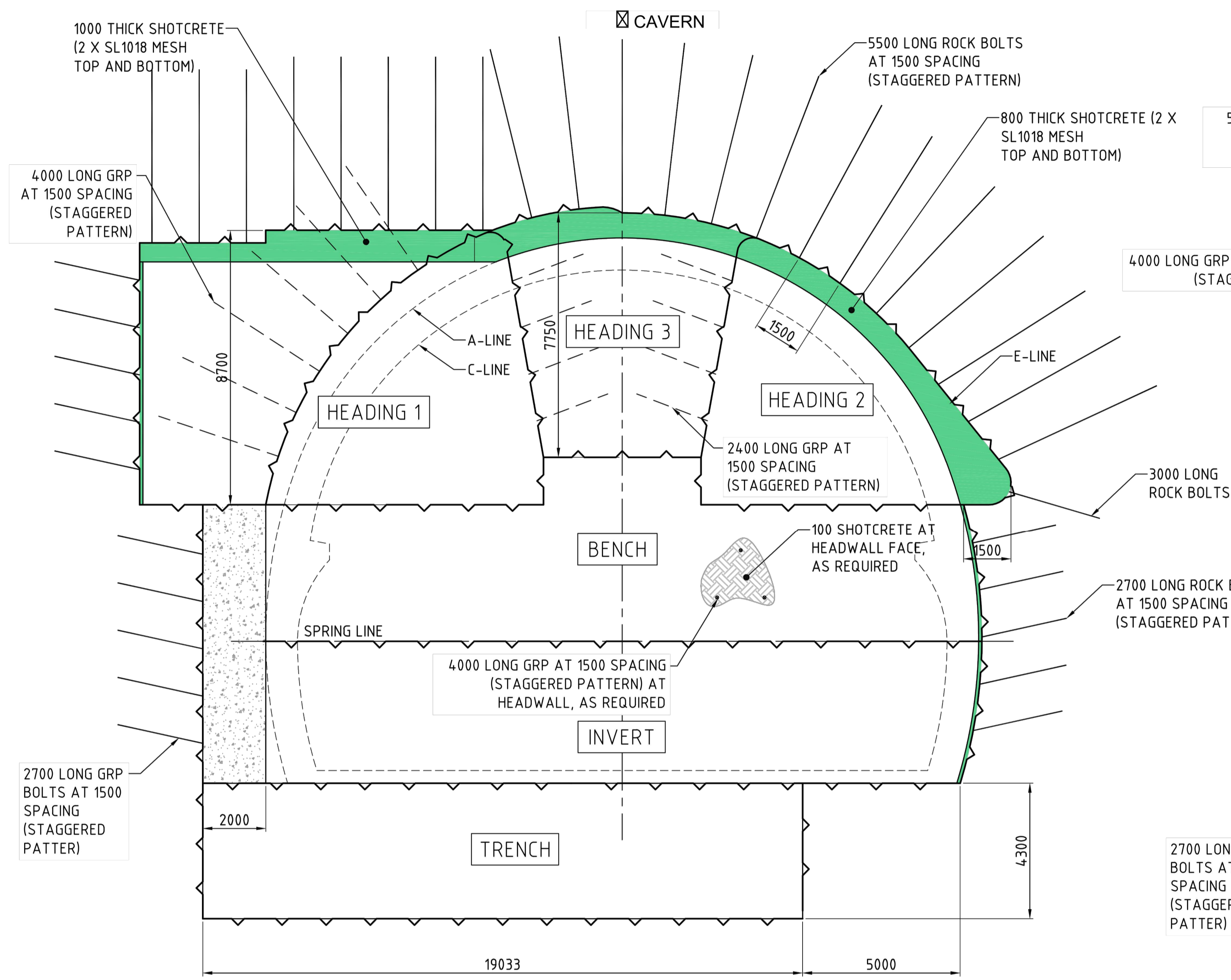
FACE SUPPORT (GRP DOWELS AND SHOTCRETE AS REQUIRED)



SECTION A SCALE 1:50  
**STANDARD CAVERN (ASC1) - SUPPORT TYPE - A1 AND A2**

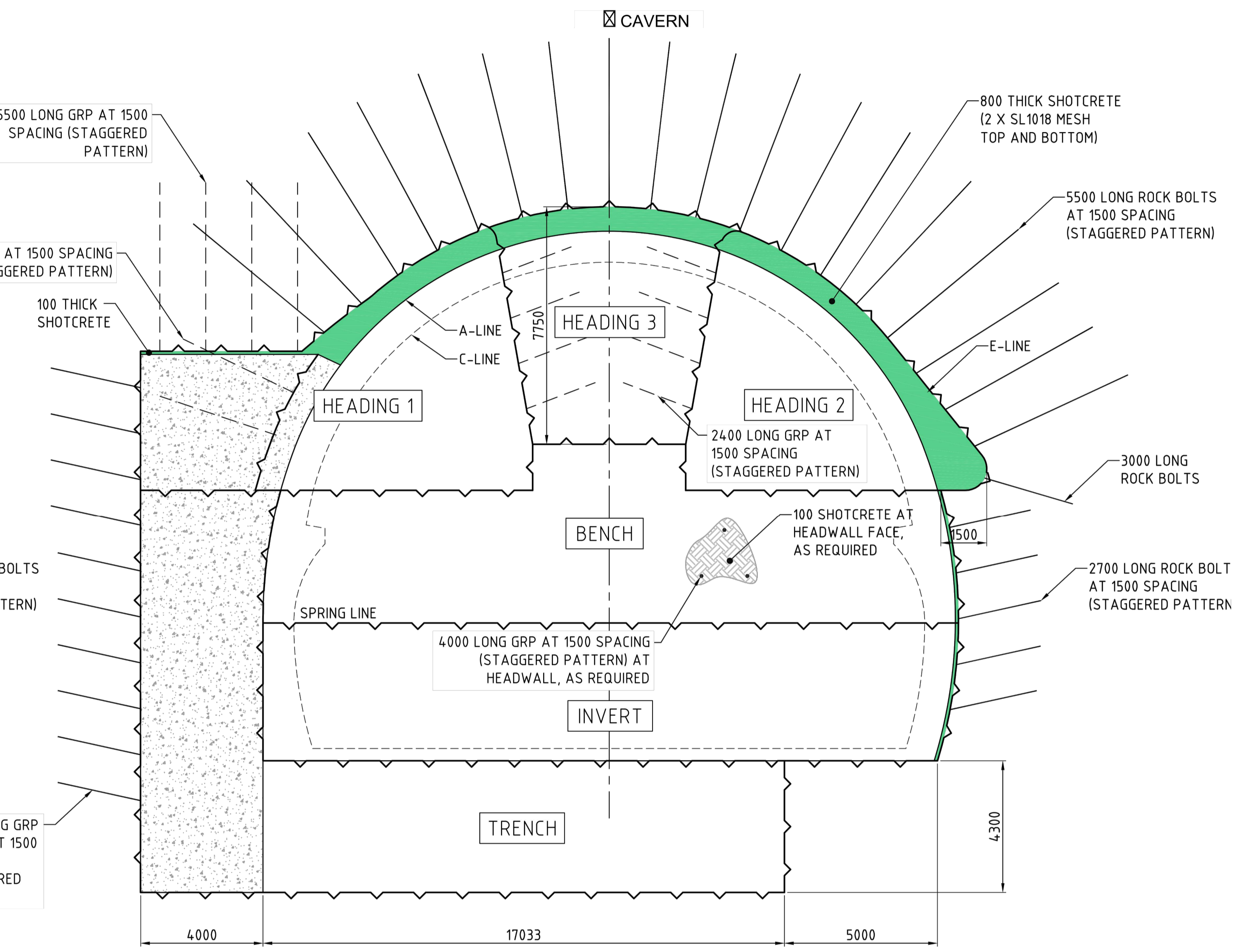
CRRDA Drg. No. CRR-0003-TUN-GA-124

				Associated Job Nos		Survey Data		Scales		BRISBANE CITY CROSS RIVER RAIL REFERENCE DESIGN (CHANGED PROJECT)			ALBERT ST STATION AND PRECINCT STATION CAVERN SUPPORT TYPE STANDARD CAVERN - ASC1							
				Datum		BCSG02				Reference Points			ENGINEERING CERTIFICATION (RPEQ)				Job No.			
				Auxiliary Drg Nos		Horiz. Grid				Preceding RP			ENG. AREA		NAME		SIGNATURE		Contract No.	
				Height Origin						From start to end of job			NO.		DATE		Drawing No.			
				Survey Books						From end to following RP			DESIGNED				Series Number			
B MINOR REVISIONS TO R4PC4 ISSUE				29.04.19						Following RP							of B			
A R4PC4 ISSUE				24.04.19																
Revisions/Descriptions				Certification		Date		Microfiled		Through Chainage from							MRR_Detail (02/14)			
CAD FILES																				



SECTION B  
SCALE 1:50

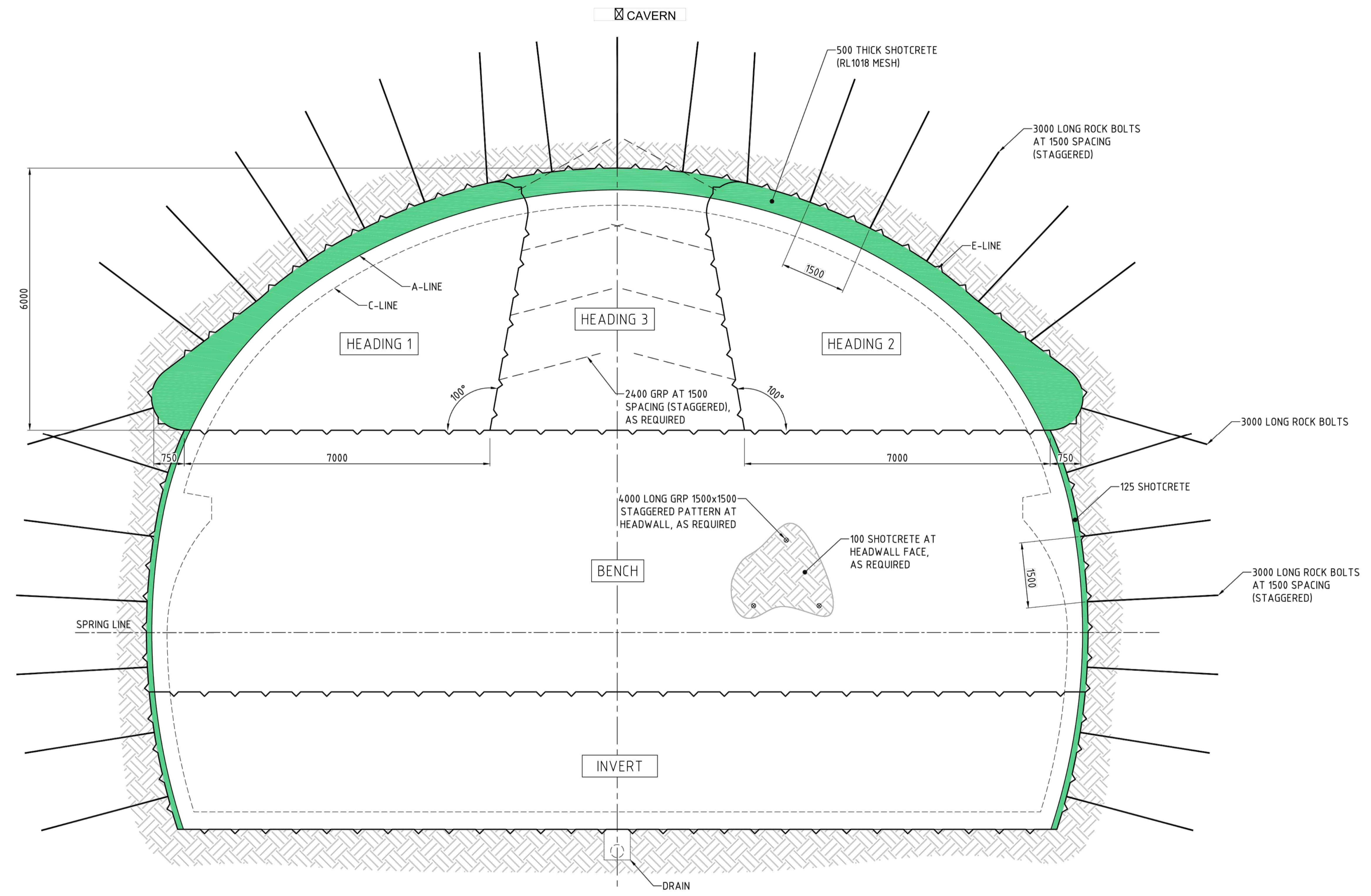
RAISED CAVERN (ARC1) - SUPPORT TYPE-A3



SECTION M  
SCALE 1:50

RAISED CAVERN (ARC1) - SUPPORT TYPE-A4

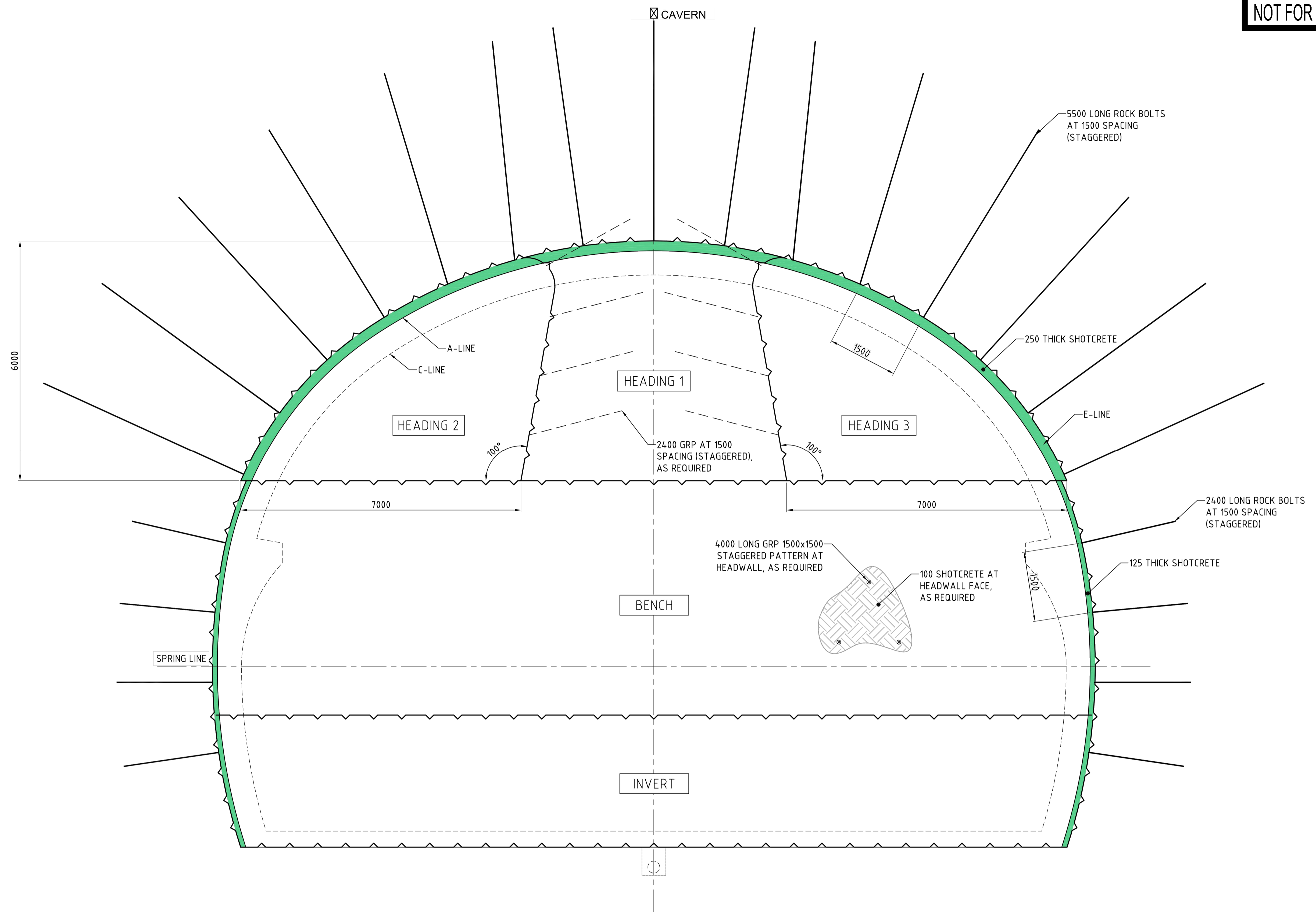
				Associated Job Nos		Survey Data		Scales		BRISBANE CITY CROSS RIVER RAIL REFERENCE DESIGN (CHANGED PROJECT)			ALBERT ST STATION AND PRECINCT STATION CAVERN SUPPORT TYPE RAISED CAVERN - ARC1				CRRDA Drg. No. CRR-0003-TUN-GA-125			
				Datum		BCSG02				Reference Points			ENGINEERING CERTIFICATION (RPEQ)				Job No.			
				Auxiliary Drg Nos		Horiz. Grid				Preceding RP			ENG. AREA		NAME		SIGNATURE		Contract No.	
B MINOR REVISIONS TO R4PC4 ISSUE				29.04.19						From start to end of job									Drawing No. B	
A R4PC4 ISSUE				24.04.19						From end to following RP									Series Number of	
Revisions/Descriptions				Certification		Date		Microfiled		Dimensions shown in Metres except where shown otherwise			Designed						MRR_Detail (02/14)	
CAD FILES										Through Chainage from										



STANDARD CAVERN (RSC1) - SUPPORT TYPE - R1  
1:50

CRRDA Drg. No. CRR-0003-TUN-GA-126

				Associated Job Nos		Survey Data		Scales		BRISBANE CITY CROSS RIVER RAIL REFERENCE DESIGN (CHANGED PROJECT)			ROMA ST STATION AND PRECINCT STATION CAVERN SUPPORT TYPE STANDARD CAVERN - RSC1 - SHEET 1							
						Datum BCSG02				Reference Points			ENGINEERING CERTIFICATION (RPEQ)				Job No.			
				Auxiliary Drg Nos		Horiz. Grid				Preceding RP			ENG. AREA		NAME		SIGNATURE		Contract No.	
						Height Origin				Dist. to start of job (km)			NO.		DATE		Series Number		of B	
						Survey Books				From start to end of job			DESIGNED						MRR_Detail (02/14)	
						Dimensions shown in Metres except where shown otherwise				From end to Following RP										
										Through Chainage from										
Revisions/Descriptions				Certification		Date		Microfiled												
B MINOR REVISIONS TO R4PC4 ISSUE						29.04.19														
A R4PC4 ISSUE						24.04.19														
CAD FILES																				



**STANDARD CAVERN (RSC1) - SUPPORT TYPE - R2**  
1:50

CRRDA Drg. No. CRR-0003-TUN-GA-127

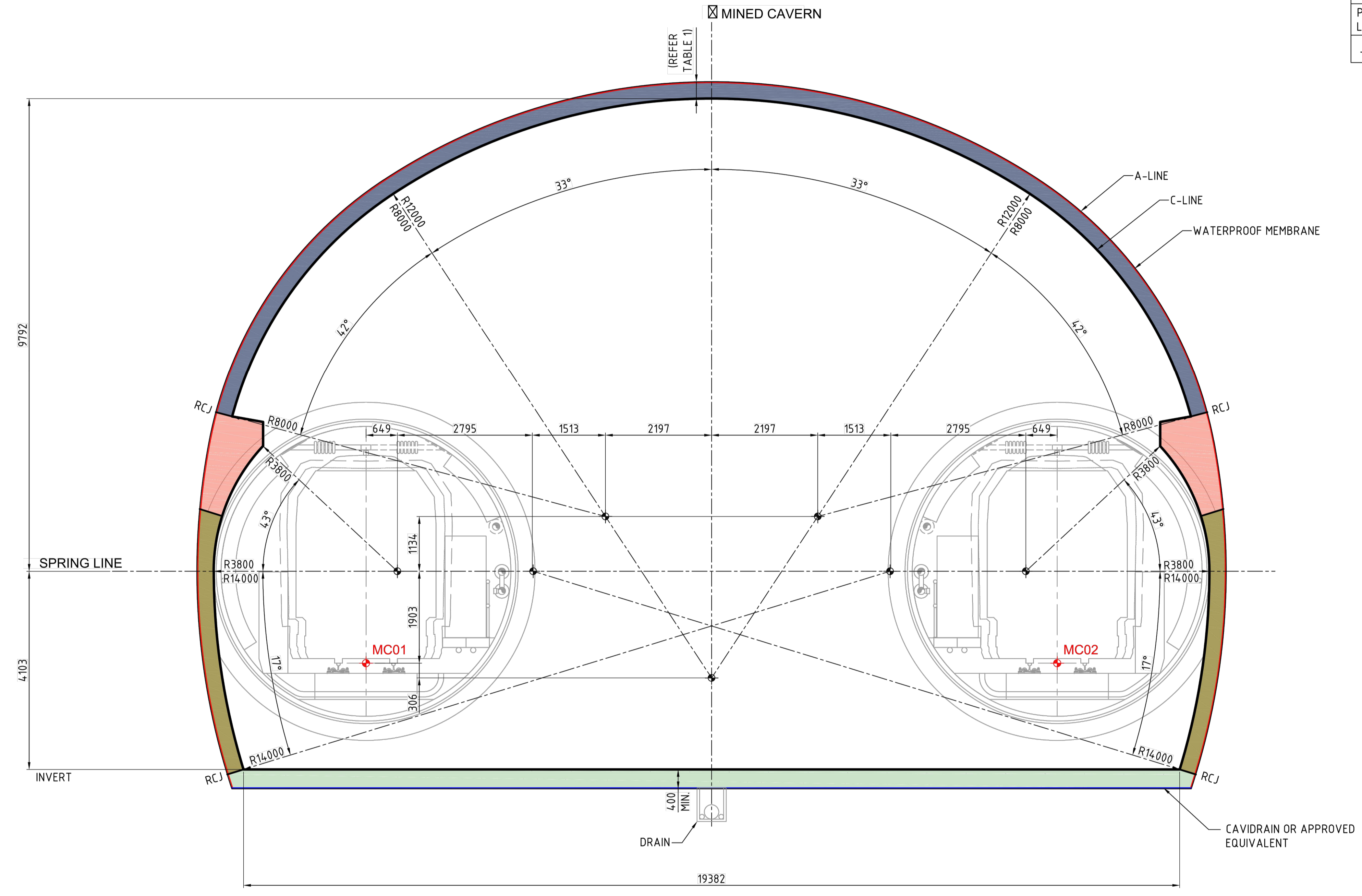
				Associated Job Nos		Survey Data		Scales		BRISBANE CITY CROSS RIVER RAIL REFERENCE DESIGN (CHANGED PROJECT)			ROMA ST STATION AND PRECINCT STATION CAVERN SUPPORT TYPE STANDARD CAVERN - RSC1 - SHEET 2							
						Datum BCSG02				Reference Points			ENGINEERING CERTIFICATION (RPEQ)				Job No.			
				Auxiliary Drg Nos		Horiz. Grid				Preceding RP			ENG. AREA		NAME		SIGNATURE		Contract No.	
						Height Origin				Dist. to start of job (km)			NO.		DATE		Drawing No.			
						Survey Books		Dimensions shown in Metres except where shown otherwise		From start to end of job			DESIGNED				Series Number			
										From end to Following RP							of			
										Through Chainage from							MRR_Detail (02/14)			
B MINOR REVISIONS TO R4PC4 ISSUE A R4PC4 ISSUE																				
Revisions/Descriptions Certification Date Microfiled																				



**LEGEND:**

◆ SETOUT POINT

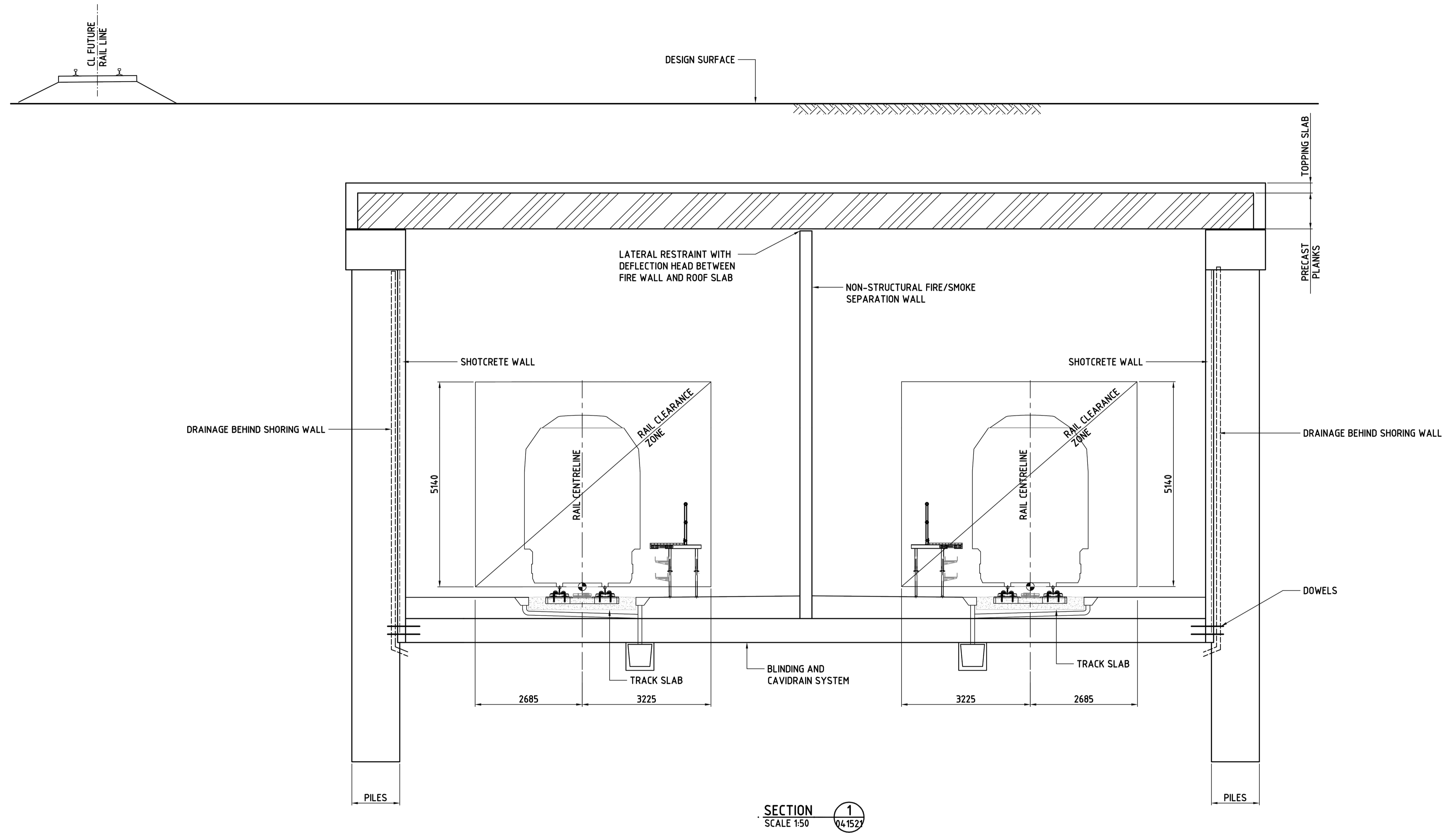
TABLE 1:		
PERMANENT LINING TYPE	PR1	PR2
CROWN THICKNESS	350 MIN.	700 MIN.



SECTION **A**  
SCALE 1:50  
026100  
**STANDARD CAVERN - RSC1 - C-LINE SETOUT**


CRRDA Drg. No. CRR-0003-TUN-GA-128

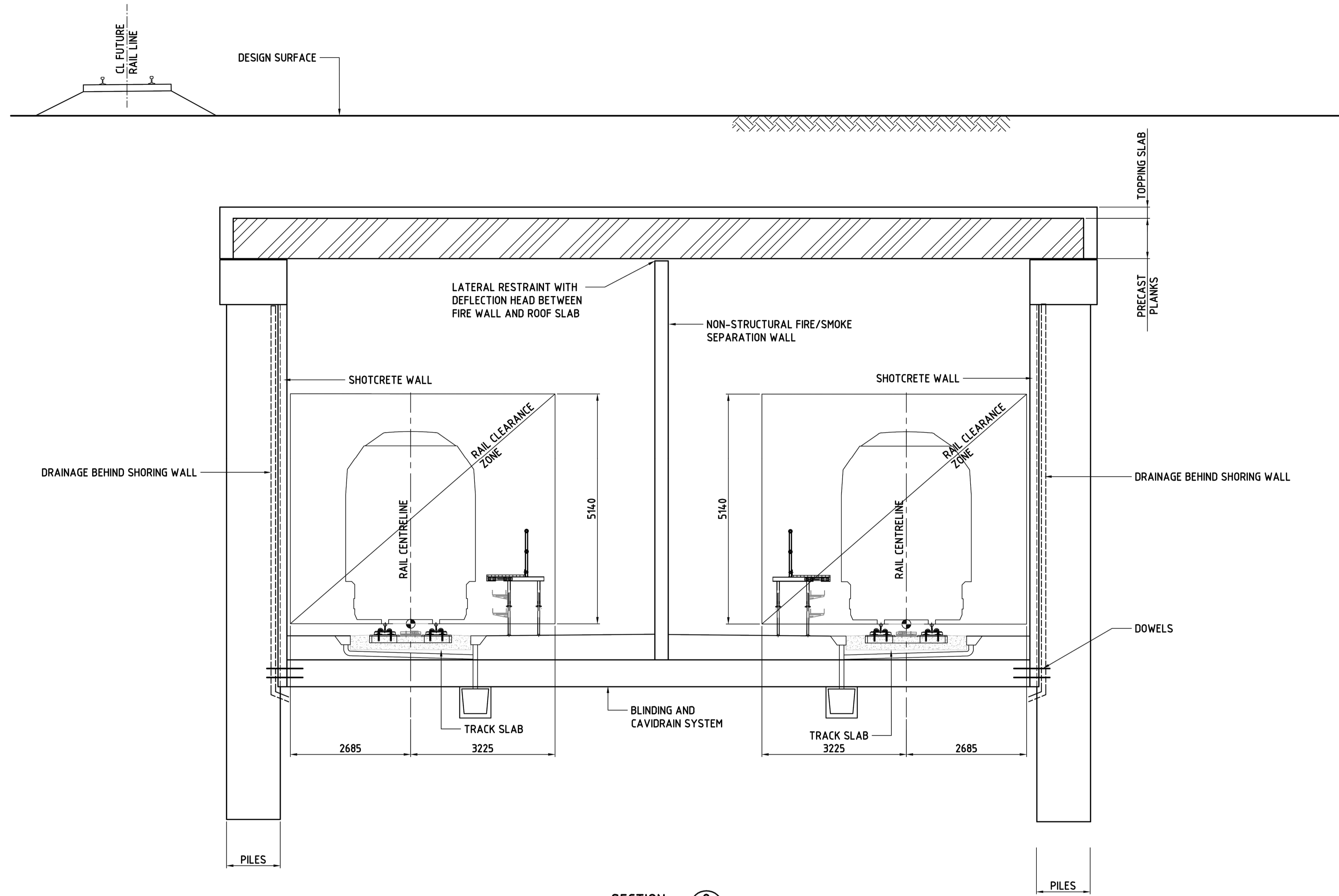
				Associated Job Nos		Survey Data		Scales		BRISBANE CITY CROSS RIVER RAIL REFERENCE DESIGN (CHANGED PROJECT)			ROMA ST STATION AND PRECINCT STATION CAVERN C-LINE SETOUT STANDARD CAVERN - RSC1											
				Auxiliary Drg Nos		Datum BCSG02				Reference Points			ENGINEERING CERTIFICATION (RPEQ)				Job No.							
						Horiz. Grid				Preceding RP			ENG. AREA		NAME		SIGNATURE		NO.		DATE		Contract No.	
						Height Origin				From start to end of job			From end to following RP										Drawing No. B	
						Survey Books		Dimensions shown in Metres except where shown otherwise		Following RP			Designed										Series Number of	
CAD FILES				Revisions/Descriptions		Certification		Date		Microfiled		Through Chainage from											MRR_Detail (02/14)	



SECTION 1  
SCALE 1:50

CRRDA Drg. No. CRR-0003-POR-GA-110

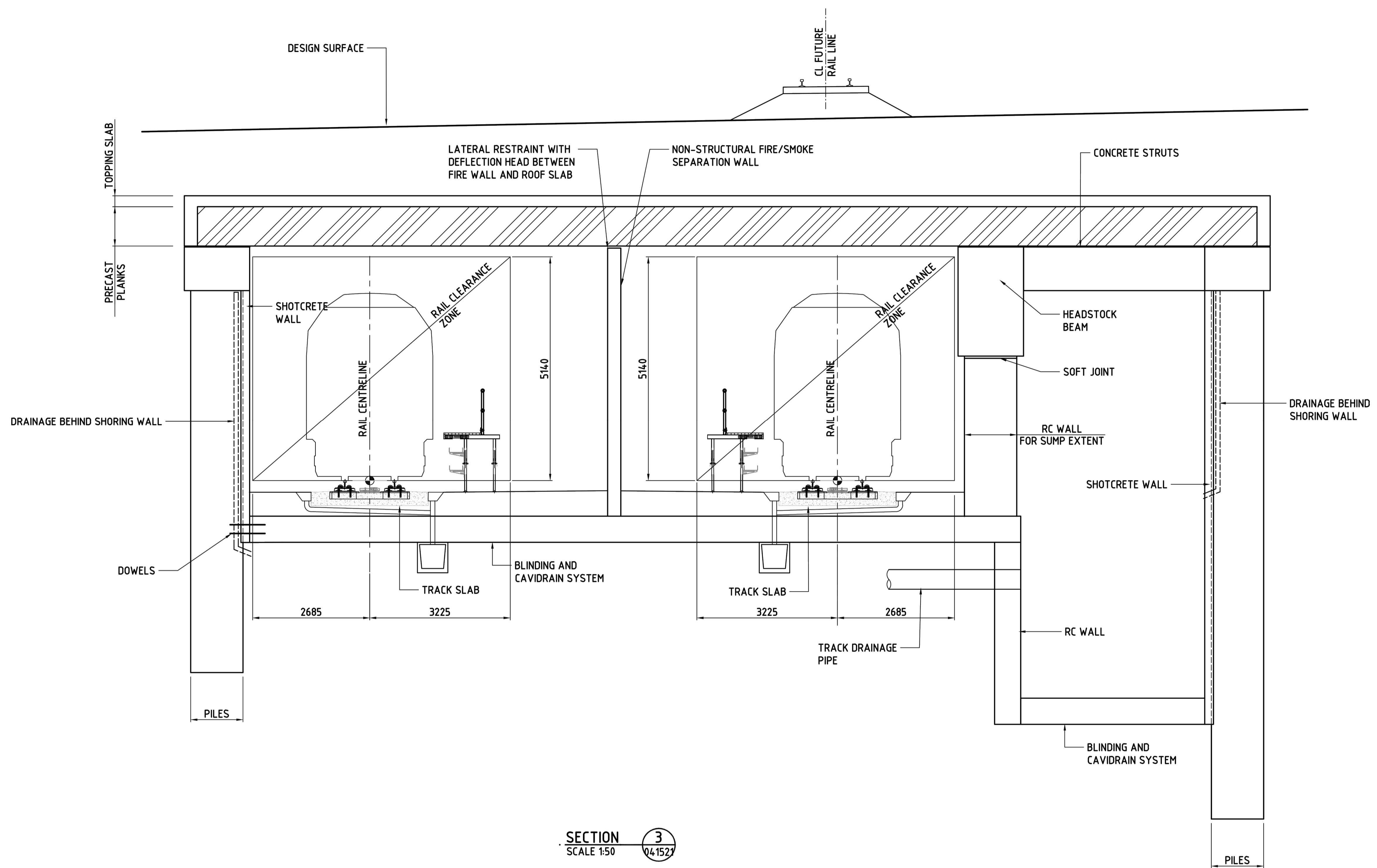
				Associated Job Nos	Survey Data	Scales		BRISBANE CITY CROSS RIVER RAIL REFERENCE DESIGN (CHANGED PROJECT)		NORTH PORTAL CROSS SECTIONS SHEET 1				 Job No. _____ Contract No. _____ Drawing No. _____ of B Series Number _____ of _____ MRR_Detail (02/14)			
				Datum	BCSG02			Reference Points		ENGINEERING CERTIFICATION (RPEQ)							
				Auxiliary Drg Nos	Horiz. Grid			Preceding RP	Dist. to start of job (km)	From start to end of job	From end to Following RP	Following RP	ENG. AREA	NAME	SIGNATURE	NO.	DATE
					Height Origin												
					Survey Books	Dimensions shown in Metres except where shown otherwise											
								Through Chainage from									
B MINOR REVISIONS TO R4PC4 ISSUE 29.04.19 A R4PC4 ISSUE 24.04.19 Revisions/Descriptions Certification Date Microfiled																	
CAD FILES																	



SECTION 2  
SCALE 1:50


				Associated Job Nos		Survey Data		Scales		BRISBANE CITY CROSS RIVER RAIL REFERENCE DESIGN (CHANGED PROJECT)			NORTH PORTAL CROSS SECTIONS SHEET 2							
						Datum BCSG02				Reference Points			ENGINEERING CERTIFICATION (RPEQ)				Job No.			
				Auxiliary Drg Nos		Horiz. Grid				Preceding RP			ENG. AREA		NAME		SIGNATURE		Contract No.	
						Height Origin				Dist. to start of job (km)			NO.		DATE		Series Number		of B	
						Survey Books		Dimensions shown in Metres except where shown otherwise		From start to end of job			Following RP							
				Revisions/Descriptions		Certification		Date		Through Chainage from			Designed							
CAD FILES																			MRR_Detail (02/14)	

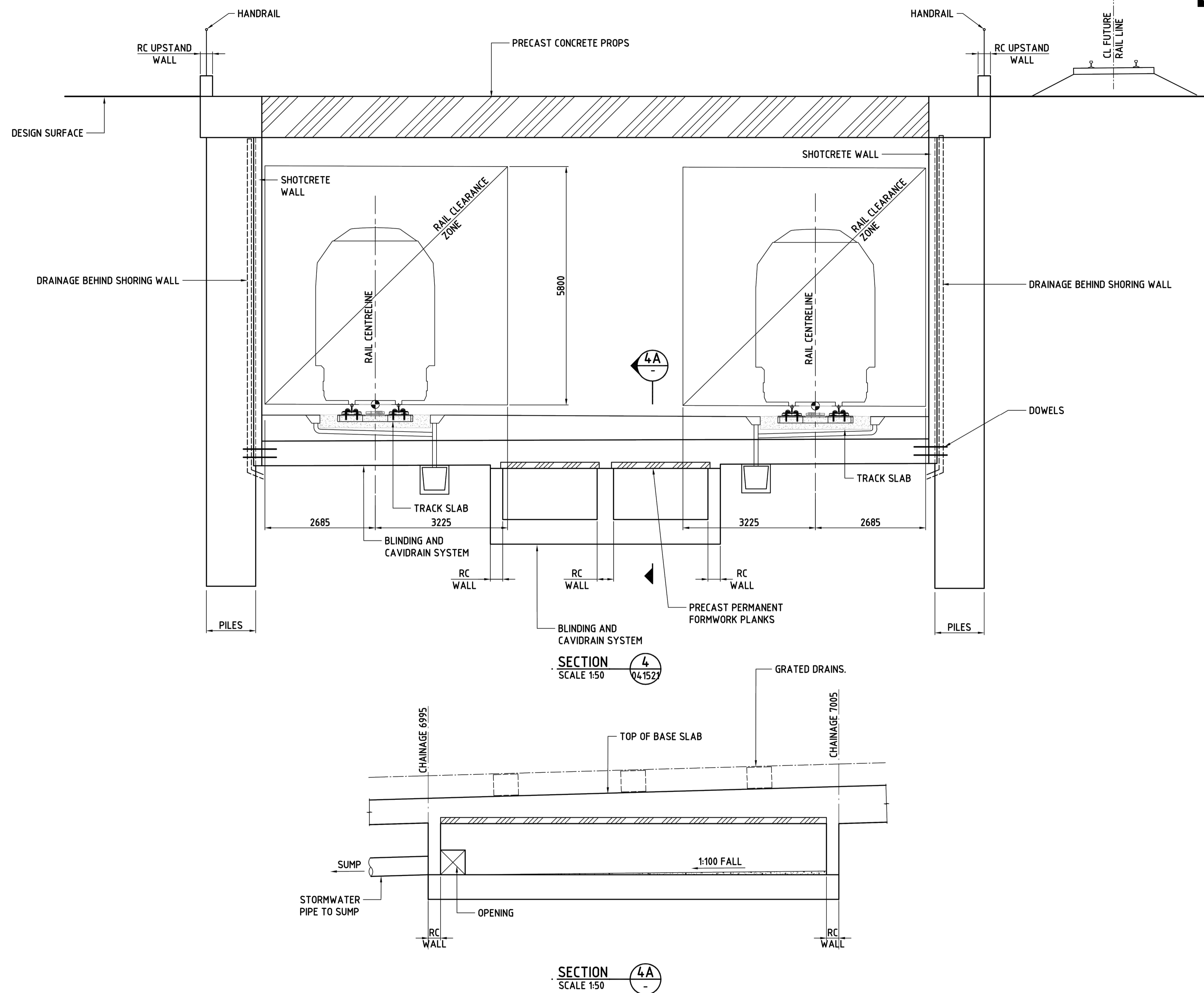
CRRDA Drg. No. CRR-0003-POR-GA-111



SECTION 3  
SCALE 1:50

CRRDA Drg. No. CRR-0003-POR-GA-112

				Associated Job Nos		Survey Data		Scales		BRISBANE CITY CROSS RIVER RAIL REFERENCE DESIGN (CHANGED PROJECT)			NORTH PORTAL CROSS SECTIONS SHEET 3				 Job No. _____ Contract No. _____ Drawing No. _____ of B Series Number _____ of _____ MRR_Detail (02/14)							
				Datum		BCSG02				Reference Points			Drawn		ENGINEERING CERTIFICATION (RPEQ)									
				Auxiliary Drg Nos		Horiz. Grid				Preceding RP			Designed		ENG. AREA		NAME		SIGNATURE		NO.		DATE	
B MINOR REVISIONS TO R4PC4 ISSUE						29.04.19				Dist. to start of job (km)														
A R4PC4 ISSUE						24.04.19				From start to end of job														
Revisions/Descriptions				Certification		Date		Microfiled		From end to Following RP														
CAD FILES										Through Chainage from														



Revisions/Descriptions	Certification	Date	Microfiled
B MINOR REVISIONS TO R4PC4 ISSUE		29.04.19	
A R4PC4 ISSUE		24.04.19	

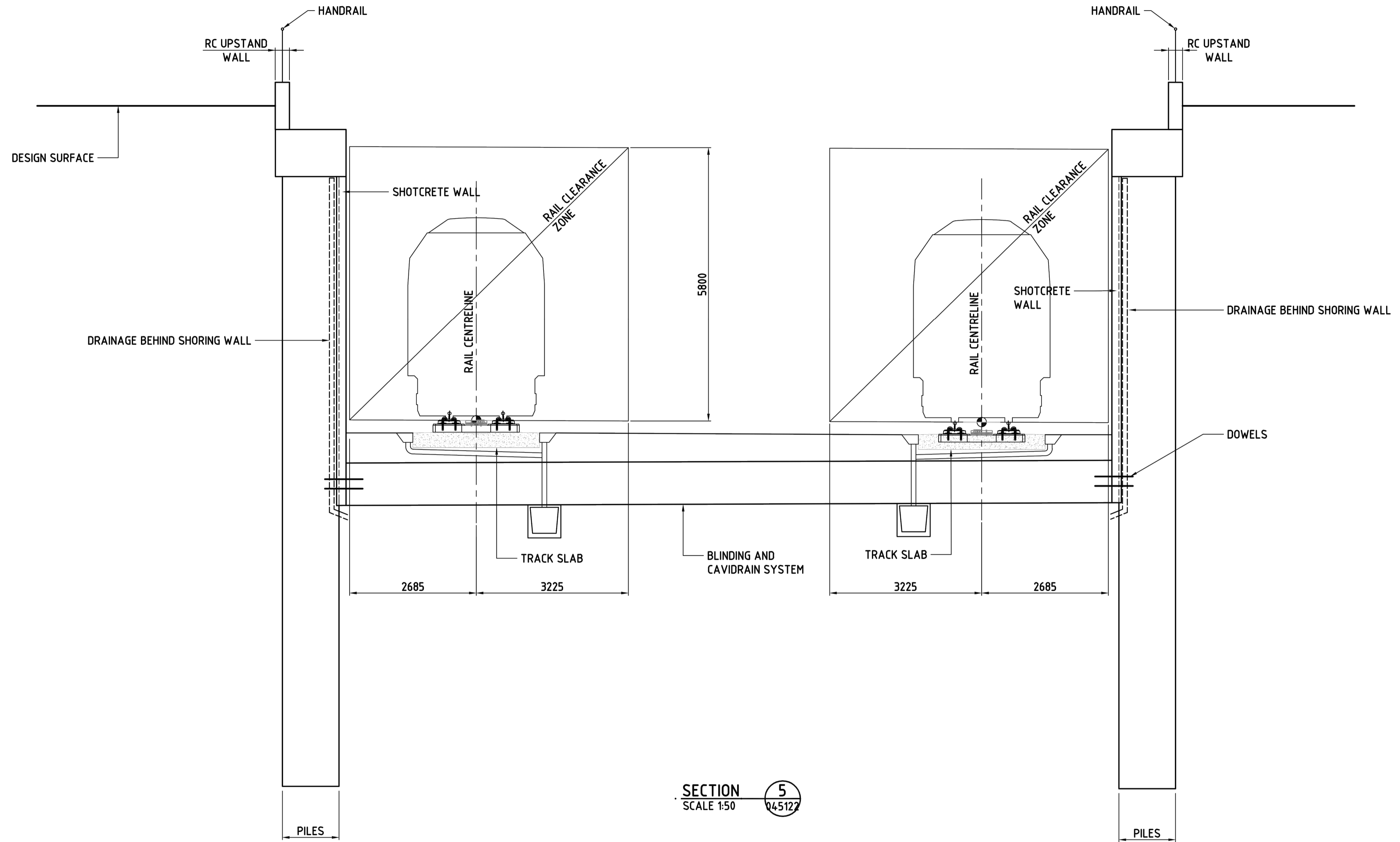
Associated Job Nos	Survey Data
	Datum BCSG02
Auxiliary Drg Nos	Horiz. Grid
	Height Origin
	Survey Books

Scales				
BRISBANE CITY CROSS RIVER RAIL REFERENCE DESIGN (CHANGED PROJECT)				
Reference Points				
Preceding RP	Dist. to start of job (km)	From start to end of job	From end to Following RP	Following RP

NORTH PORTAL CROSS SECTIONS SHEET 4				
Drawn	ENGINEERING CERTIFICATION (RPEQ)			
DESIGNED	ENG. AREA	NAME	SIGNATURE	NO. DATE

CRRDA Drg. No. CRR-0003-POR-GA-113	
Job No.	
Contract No.	
Drawing No.	B
Series Number	of
MRR_Detail (02/14)	



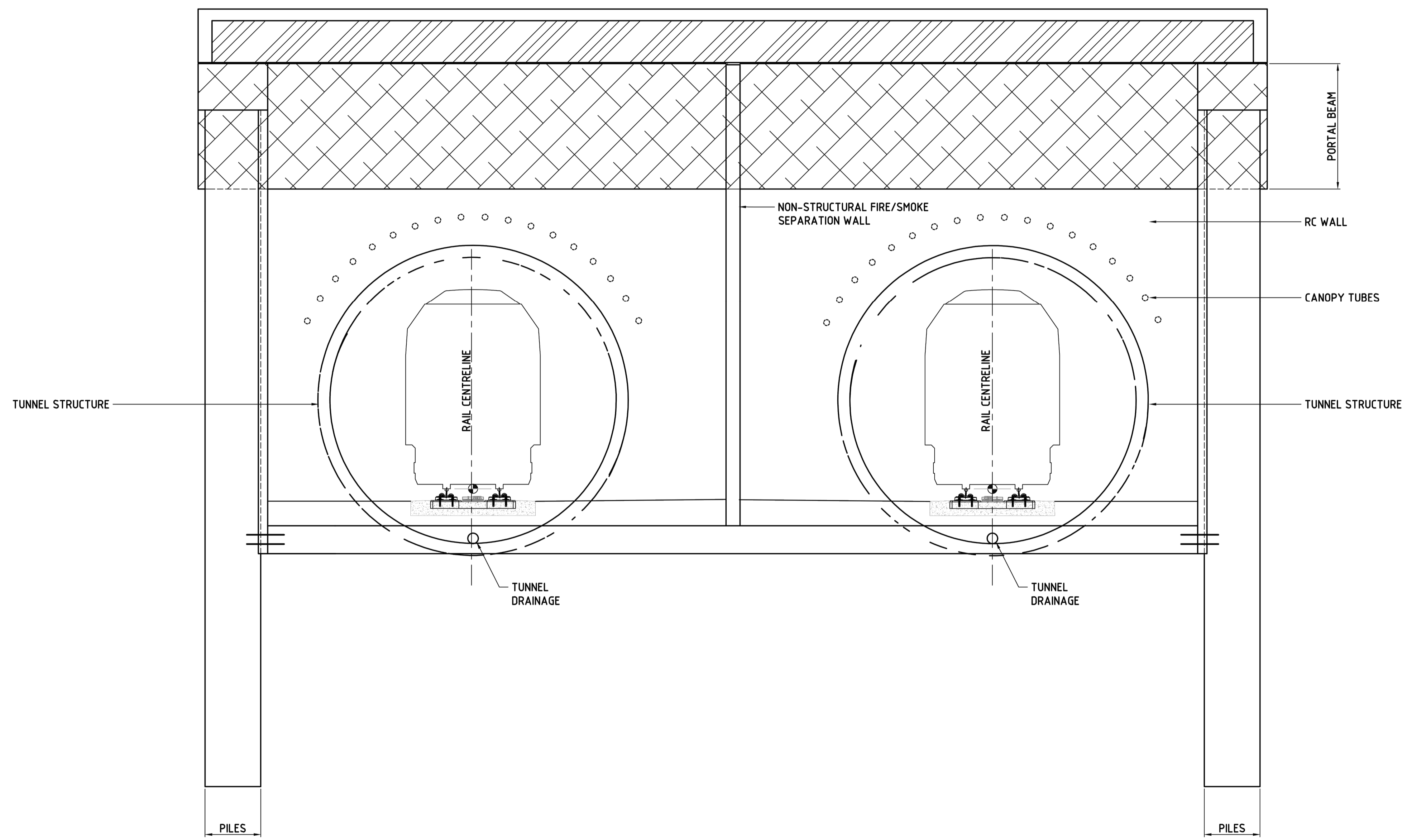


SECTION 5  
SCALE 1:50

CRRDA Drg. No. CRR-0003-POR-GA-114

				Associated Job Nos	Survey Data	Scales		BRISBANE CITY CROSS RIVER RAIL REFERENCE DESIGN (CHANGED PROJECT)		NORTH PORTAL CROSS SECTIONS SHEET 5									
				Datum	BCSG02			Reference Points		ENGINEERING CERTIFICATION (RPEQ)				Job No.					
				Auxiliary Drg Nos	Horiz. Grid			Preceding RP	Dist. to start of job (km)	From start to end of job	From end to Following RP	Following RP	ENG. AREA	NAME	SIGNATURE	NO.	DATE	Contract No.	
					Height Origin													Drawing No.	B
B MINOR REVISIONS TO R4PC4 ISSUE					29.04.19													Series Number	of
A R4PC4 ISSUE					24.04.19														
Revisions/Descriptions				Certification	Date	Microfiled	Dimensions shown in Metres except where shown otherwise		Through Chainage from										
CAD FILES																		MRR_Detail (02/14)	





CRRDA Drg. No. CRR-0003-POR-GA-116

Revisions/Descriptions	Certification	Date	Microfiled
B MINOR REVISIONS TO R4PC4 ISSUE		29.04.19	
A R4PC4 ISSUE		24.04.19	

Associated Job Nos	Survey Data	Scales
	Datum BCSG02	
Auxiliary Drg Nos	Horiz. Grid	
	Height Origin	
	Survey Books	Dimensions shown in Metres except where shown otherwise

BRISBANE CITY CROSS RIVER RAIL REFERENCE DESIGN (CHANGED PROJECT)				
Reference Points				
Preceding RP	Dist. to start of job (km)	From start to end of job	From end to Following RP	Following RP
Through Chainage from				

NORTH PORTAL CROSS SECTIONS SHEET 7				
Drawn	ENGINEERING CERTIFICATION (RPEQ)			
Designed	ENG. AREA	NAME	SIGNATURE	NO. DATE

Job No.		
Contract No.		
Drawing No.		B
Series Number		of
MRR_Detail (02/14)		

